



Roadway Safety Catalog



Notice Regarding Traffic Signs

Traffic signs depicted in this catalog will be made from ASTM Type III/IV High Intensity Prismatic Reflective on .080" thick aluminum unless otherwise noted.

Our Products Use:
 Reflective Sheeting Products

Product Code Explanation

S3030 R11 (X) A
 30" x 30" sign Manual of Uniform Traffic Control Devices (MUTCD) Code Reflective Type Must Specify When Placing Order .080" Aluminum Substrate

Traffic Signs3-15

Regulatory.....	3-7
Parking • Weight Limits.....	4-5
Traffic Prohibition • Pedestrian.....	6
Intersection & Center Lane • Passing & Guidance.....	6
Dating Stickers • Delineators • Object Markers.....	7
Warning.....	8-10
Civic.....	11
Guide • Bike • Text Stop.....	12
Post Reflectors • Enhanced Conspicuity.....	13
Street Name Sign Checklist.....	14
MUTCD Street Name Sign Fact Sheet.....	15

Posts • Brackets • Hardware 16-31

U-Channel Posts, Brackets & Hardware.....	16-17
Round Posts, Brackets & Hardware.....	18-19
Punch Square Posts, Brackets & Hardware.....	20-21
Gas Post Drivers.....	22
Pneumatic (Air) Post Driver.....	23
Hydraulic Post Drivers.....	24-25
Manual Drive Caps, Post Drivers & Post Pullers.....	26
JackJaw® Post Extractors.....	27
Pole Brackets • Stainless Steel Strapping Kits & Tools.....	28
Overhead Brackets.....	29
Parking Lot Flexible Sign Posts.....	30-31

Custom Street Name Packages & Systems 32-47

Pre-Designed Packages.....	32-39
Semi-Customizable Systems.....	40-47

Custom Street Name Components..... 48-59

Posts, Brackets & Hardware.....	48-53
Street Name Finished Signs & Blanks.....	54-55
Traffic Signs & Backers.....	56-57
Stainless Steel Strapping Kits & Tools.....	56
Metro Street Name Signs.....	58
Personalized Custom Signs.....	58
Metro Overhead Brackets.....	59
Wayfinding & Entrance Signs.....	55, 59

Sign Shop Supplies.....60

Roll Goods & Application Accessories.....	60-62
Plastic and Wire Sign Stands.....	63
Die Cut Letters & Numbers.....	64

Substrates 62-68

ACM • Magnetics • Plate Blanks.....	62
Corrugated Plastic / Banner Materials.....	63
Reflective Custom Blanks / Die Cuts.....	64
Aluminum Sheets • Precut .040" Blanks.....	65
Sheeted & Bare Aluminum Blanks.....	66-67
Border Blanks • OSHA Headers.....	68

Utility Safety Products.....69

Custom Graphics • Decals 70-71

School Zone Safety Products72-73

In Street Pedestrian Crosswalk Signage.....	73
---	----

OSHA • Facility Signs74-75

Incident Management & Personal Safety.. 76-77

Incident Management Kits Collapsible Cones.....	76
Roll-Up Signs for Forest Service.....	76
Traffic Batons • 5-P Breakaway Vests.....	76
Standard & Compact Roll-Up Signs.....	77
Compact Sign System • Storage Bags.....	77

Construction Work Zone 78-91

Cones • Cone Bars.....	78
Caution Tape • Marking Flags • Barricade Sheeting.....	78
Channelizers.....	79-80
Barrels • Drums.....	80
Barricades: Type I, II & III • A-Frame Barricades.....	80-83
Sandwich Boards.....	83
Pedestrian Barriers & Barricades.....	84
Trench Covers • Curb Ramps.....	85
Safety Vests.....	85
Construction Signs / Roll Up Signs.....	86-87
Safety Flags • SMV Emblem • Conspicuity Tape.....	87
Sign Stands.....	88
Barricade Lights • Light Brackets.....	89
Vehicle Mount Sign Holders.....	89
Hand Paddles.....	90-91

Pavement Markings92-107

3M Raised Pavement Markers.....	92
Traffic Buttons • Chip Seal Temp Markers.....	92
Ceramic Traffic Buttons & Jiggle Bars.....	92
3M Snow Plowable Pavement Markers.....	93
Rumble Strips • Speed Bumps • Parking Curbs.....	93
Marker Adhesives.....	93
3M Stamark Pavement Markings.....	94
Reflective Glass Beads.....	94
Construction Grade Pavement Tape.....	94
Inverted Tip Marking Paints, Wands and Machines.....	95
Stencils (Words, Symbols, Arrows).....	96-103
Stencils (Safety Floor Marking).....	103
Ground Mount Flex Delineators & Markers.....	104
Barrier, Center & Guardrail Mount Delineators.....	105
Tubular Markers & Tube Delineators.....	106-107

Retro-Reflective Sheeting

PART #
Replace () with

Sign Product Codes in this catalog are pre-built with the best retro-reflective sheeting recommendation that considers MUTCD Compliance, Safety, and Budget Factors. Upgrades to a higher performing sheeting can be made by replacing the retro-reflective sheeting letter/number within the parenthesis (). Diamond Grade Fluorescent Yellow upgrades are available by adding a Y to end of the code - Example: S2412W44APL(D)A(Y) | S3636W13R(3)A(Y)

	Sheeting Name	Sheeting Description
H	3M™ High Intensity Prismatic	<i>The most common sheeting type for signs in America today.</i> Meets retro-reflectivity requirements. ASTM Type III & IV Standard 3M™ 10 year warranty.
D	3M™ VIP Diamond Grade™	<i>A high performance sheeting</i> from the 3M™ Diamond Grade™ line of retro-reflective sheeting. Fluorescent colors available. ASTM Type IX Standard 3M™ 12 year warranty.
3	3M™ DG ³ Diamond Grade™ Cube	<i>The highest performing retro-reflective sheeting.</i> Fluorescent colors available. ASTM Type XI Standard 3M™ 12 year warranty.
E	Engineer Grade Prismatic	<i>The most common sheeting type for parking & non-critical signs.</i> Yellow and Orange do NOT meet retro-reflective requirements and should NOT be used on traffic signs. ASTM Type I No warranty.

Intersection Signs



S3030R11(H)A
S3636R11(H)A
S4848R11(H)A



S3030R12(H)A
S3636R12(H)A
S4848R12(H)A




S3030R51(H)A
S3636R51(H)A



S3018R51A(H)A
S3624R51A(H)A



S1806R13P(H)A



S2418R110P(H)A

Type I is allowable on "Red Series" signs, i.e., STOP and YIELD signs;

however: We recommend

3M™ HIP (H) for all **Regulatory Signs** for the best overall value and warranty included.

Upgrade to:
3M™ DG³ Diamond Grade (3)

TRAFFIC FROM LEFT
DOES NOT STOP

S2412W44APL(H)A

TRAFFIC FROM RIGHT
DOES NOT STOP

S2412W44APR(H)A


CROSS TRAFFIC
DOES NOT STOP

S2412W44P(H)A

ONCOMING TRAFFIC
DOES NOT STOP

S2412W44BP(H)A

Speed Limit Signs



Find More Post, Brackets and Mounting Hardware
On Pages 16-31



S1824R2105(H)A
S2430R2105(H)A



S1824R2110(H)A
S2430R2110(H)A



S1824R2115(H)A
S2430R2115(H)A



S1824R2120(H)A
S2430R2120(H)A



S1824R2125(H)A
S2430R2125(H)A



S1824R2130(H)A
S2430R2130(H)A



S1824R2135(H)A
S2430R2135(H)A



S1824R2140(H)A
S2430R2140(H)A




S2430R2145(H)A
S3036R2145(H)A



S2430R2150(H)A
S3036R2150(H)A



S2430R2155(H)A
S3036R2155(H)A



S1824R25D(H)A
S2430R25D(H)A



Sign Saver
BA080SAVER



Vandal Resistant Hardware Available



Anchor Plate
BA080APLATEUCH

Permissive Parking Signs

 S1218R7326(E)A	 S1218R7330(E)A	 S1218R7302(E)A	 S1218R7303(E)A	 S1218R7307(E)A	 S1218R7309(E)A	 S1218R7310(E)A	 S1218R7333(E)A	 S1218R7332(E)A	 S1218R7337(E)A	 S1218R7341(E)A
 S1218R7317(E)A	 S1218R731915(E)A	 S1218R731920(E)A	 S1218R731930(E)A	 S1218R7321(E)A	 S1218R7322(E)A	 S1218R7323(E)A	 S1218R7345(E)A	 S1218R7360(E)A	 S1218R7304(E)A	

Private Parking Signs

RPOGP4
14" Cast Iron Base With 4" Pipe.
Weighs 33 lbs.

RPOGP5WHEELKIT
Optional Wheel Kit attaches to Cast Iron Pedestal Base to make the base portable and easy to transport.
Includes Hardware

Cast Iron Pedestal Bases are drilled for mounting signs:
- 12" x 18"
- 18" x 24"
- 24" x 24"

More pedestal base and flexible sign post options are found on pages 30-31.

 S1218R7421(E)A	 S1218R7401(E)A	 S1218R7402(E)A	 S1218R7406(E)A	 S1218R7408(E)A	 S1218R7441(E)A
 S1218R7422(E)A	 S1218R7413(E)A	 S1218R7410(E)A	 S1218R7424(E)A	 S1218R7444(E)A	 S1812R7428(E)A

Want to Upgrade your Sheeting? We Recommend replacing (E) with (H)

Custom Legends Available

 S1812R7427(E)A

Parking Lot Signs

 S1812R7431(E)A	 S1812R7433(E)A	 S2424R7200(E)A	 S1812R7432(E)A	 S1812R7434(E)A	 S2424R7201(E)A		
 S2424W405(H)A S3030W405(H)A	 SNON2424R51(H)A S3030R51(H)A	 SNON2424R11(H)A S3030R11(H)A	 S1218R7435(E)A *Specify Row Numbers	 S1824R1014(E)A	 S1824W404(H)A		 S1218R74F(E)A

Road Closed & Weight Limit Signs

Want to Upgrade your Sheeting? We Recommend replacing (H) with (D) -or- (3)

State Specific Weight Limit Signs
Available upon request.

 S2430R121(XX)(H)A	 S2436R125(H)A	 S6030R114(H)A	 S6030R113A(XX)(H)A	 S4830R112(H)A
		 S6030R113CM(H)A	 S6030R113B(XX)(H)A	 S4830R112B(H)A

TRAFFIC SIGNS



Restrictive Traffic Prohibition Signs



No Right Turn
S2424R31(H)A



No Left Turn
S2424R32(H)A



No U-Turn
S2424R34(H)A



No Trucks
S2424R52(H)A



No Bicycles
S2424R56(H)A



S2424R33(H)A



S2424R53(H)A



S2418R31P(H)A



S2418R32P(H)A



S2418R34P(H)A



S2418R52P(H)A



S2418R56P(H)A



S2418R141(H)A

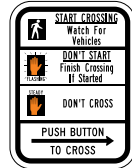
Pedestrian Signs



S3636R15L(H)A



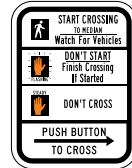
S3636R15R(H)A



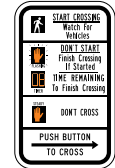
S0912R103B(R)(H)A



S0912R103C(R)(H)A



S0912R103D(R)(H)A



S0915R103E(R)(H)A



S1818R94(H)A
S2424R94(H)A



S1818R93(H)A
S2424R93(H)A



S0912R102(H)A



S0912R103(R)(H)A



S0915R103A(L)(H)A



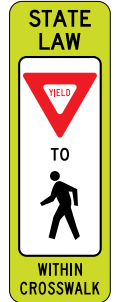
S0915R104A(R)(H)A



S0912R104(L)(H)A



S1236R16A(H)DAG



S1236R16(H)DAG

Want to Upgrade your Sheeting?
We Recommend replacing (H)
with (D) -or- (3)

(L) or (R)
Specify Left or Right
when Ordering

Intersection and Center Lane Control Signs



Mandatory Left Turn
S3036R35L(H)A



Mandatory Straight
S3036R35A(H)A



Mandatory Right Turn
S3036R35R(H)A



Optional Movement Left
S3036R36L(H)A



Optional Movement Right
S3036R36R(H)A



Two Way Left Turn
Overhead Mounted
S3036R39A(H)A



Two Way Left Turn
Post Mounted
S2436R39B(H)A



Double Turn Right
S3030R38R(H)A



S1824R41(H)A
S2430R41(H)A




S1824R42(H)A
S2430R42(H)A



S2430R107(H)A



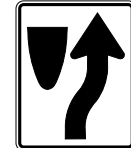
S1824R62A(H)A



Keep Left
S1824R48(H)A
S2430R48(H)A



Keep Left
S1824R48A(H)A
S2430R48A(H)A



Keep Right
S1824R47(H)A
S2430R47(H)A



Keep Right
S1824R47A(H)A
S2430R47A(H)A



S3030R37L(H)A



S3030R37R(H)A



S3030R38L(H)A



S1824R109A(H)A



S1824R109(H)A



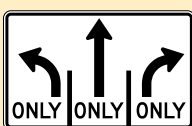
S1824R62L(H)A
S2430R62L(H)A



S1824R62R(H)A
S2430R62R(H)A



S4830R38A(H)A



S4830R38B(H)A



S4830R38M(H)A

Call for Quote
on
R3-8 Signs

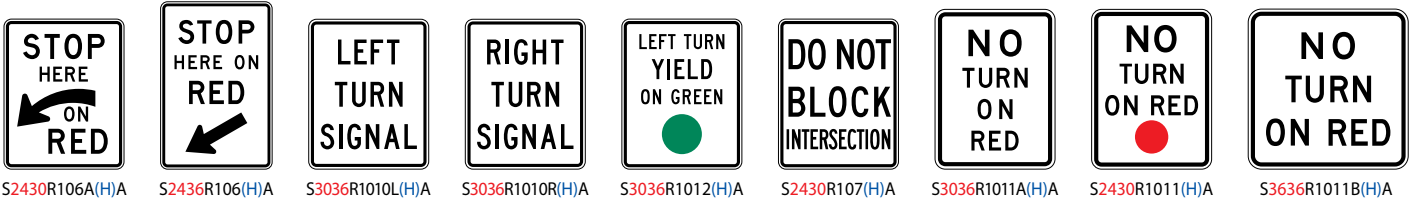


S3612R61L(H)A



S3612R61R(H)A

Traffic Signal Signs



S2430R106A(H)A S2436R106(H)A S3036R1010L(H)A S3036R1010R(H)A S3036R1012(H)A S2430R107(H)A S3036R1011A(H)A S2430R1011(H)A S3636R1011B(H)A

Dating Stickers

3 ways to implement the Expected Sign Life or the Blanket Replacement Method of maintaining traffic sign retro-reflectivity.

<p>Expected Sign Life METHOD:</p> <p><i>Signs must be replaced before they reach the end of their expected sign life. An agency must have documentation of expected replacement for individual signs.</i></p>	<p>GENERIC DATING STICKER</p> <p>2 1/4" WIDE x 1 1/8" HIGH</p>	<p>The Generic dating sticker provides the year and you simply punch out the month that applies to either the date of installation or replacement date.</p>	<p>Sign Installation Date Style #DGID(H)17</p>	<p>REPLACE THIS SIGN IN 2027</p> <p>Expected Sign Life Style #DGES(H)27</p>
<p>Blanket Replacement METHOD:</p> <p><i>The agency will replace all the signs in an area or of a specific series at given intervals. The agency can use stickers that specify installation dates to help them know when to replace all signs in the area or series</i></p>	<p>WARNING MESSAGE DATING STICKER</p> <p>4" WIDE x 2 1/4" HIGH</p>	<p>The Warning Message dating sticker provides a deterrent to vandalism and theft while still maintaining the date of installation or replacement date.</p>	<p>Sign Installation Date Style #DWID(H)17</p>	<p>WARNING</p> <p>IT IS UNLAWFUL TO REMOVE OR DEFACE AN OFFICIAL ROAD SIGN OR TRAFFIC CONTROL DEVICE. PUNISHABLE BY FINE AND/OR IMPRISONMENT.</p> <p>Expected Sign Life Style #DWES(H)27</p>
<p>Specify Year and Material when ordering. High Intensity (H) or Engineer Grade (E)</p>	<p>UNIQUE DATING STICKER</p> <p>4" WIDE x 2 1/4" HIGH</p>	<p>The Unique dating sticker serves both purposes listed above while also allowing you to use logos and text of your choosing.</p>	<p>Sign Installation Date Style #DUID(H)17</p>	<p>Emblem Jurisdictional Name</p> <p>WARNING</p> <p>IT IS UNLAWFUL TO REMOVE OR DEFACE ANY OFFICIAL ROAD SIGN OR TRAFFIC CONTROL DEVICE. PUNISHABLE BY FINE AND/OR IMPRISONMENT. REPORT DAMAGE BY CALLING 800.833.3333.</p> <p>Expected Sign Life Style DUES(H)27</p>



Want to Upgrade your Sheeting? We Recommend replacing (H) with (D) - or - (3)

Markers & Delineators

DELINEATORS



3.25" Plastic Back with Center Mounting Hole



RD1314BW RD1314BR RD1314BY

Aluminum with HIP reflective



BA080(H)YE0505D BA080(H)WH0505D



BA080(H)YE0404D BA080(H)WH0404D



BA080(H)YE0408D BA080(H)WH0408D

TYPE I OBJECT MARKERS



S1818OM11(H)BA Yellow HIP w/ Yellow plastic reflectors
S1818OM12(H)A Black w/ Yellow HIP reflectors
BA080(H)YE1818D OM1-3 HIP Yellow

TYPE II OBJECT MARKERS



S1206OM22(H)YA S1206OM21(H)BA




S0612OM22VY(H)A S0612OM21V(H)BA

END OF ROADWAY MARKERS



S1818OM41(H)BA Red HIP w/ Red plastic reflectors
S1818OM42(H)A Black w/ Red HIP reflectors
BA080(H)RE1818D OM4-3 HIP Red

TYPE III OBJECT MARKERS



S1236 OM3L(H)A S1236 OM3R(H)A S1236 OM3C(H)A

DRAIN TILE SIGN



SMS10107619(E)A

NOTICE

Items shown on this page are standard products and have standard lead times. Please ask a customer service specialist for non-standard items and lead times. If plastic buttons are required, please specify when placing order.

More delineator options are found on pages 104-107.

Horizontal Alignment and Intersection Warning Signs



Turn Left
S3030W11L(H)A
S3636W11L(H)A



Turn Right
S3030W11R(H)A
S3636W11R(H)A



Curve Left
S3030W12L(H)A
S3636W12L(H)A



Curve Right
S3030W12R(H)A
S3636W12R(H)A



Reverse Turn Left
S3030W13L(H)A
S3636W13L(H)A



Reverse Turn Right
S3030W13R(H)A
S3636W13R(H)A



Reverse Curve Left
S3030W14L(H)A
S3636W14L(H)A



Reverse Curve Right
S3030W14R(H)A
S3636W14R(H)A



Winding Road Left
S3030W15L(H)A
S3636W15L(H)A



Winding Road Right
S3030W15R(H)A
S3636W15R(H)A



Hairpin Curve Left
S3030W11L(H)A



Hairpin Curve Right
S3030W11R(H)A



Side Road Oblique Left
S2424W23L(H)A
S3030W23L(H)A
S3636W23L(H)A



Side Road Oblique Right
S2424W23R(H)A
S3030W23R(H)A
S3636W23R(H)A



Side Road
S2424W22(H)A
S3030W22(H)A
S3636W22(H)A



Horizontal Alignment Right
S3636W110R(H)A



Horizontal Alignment Left
S3636W110L(H)A



TRAFFIC CIRCLE
Circular Intersection
S2418W1612P(H)A
S2424W26(H)A
S3030W26(H)A
S3636W26(H)A



Y Intersection
S2424W25(H)A
S3030W25(H)A
S3636W25(H)A



T Intersection
S2424W24(H)A
S3030W24(H)A
S3636W24(H)A



Crossroad
S2424W21(H)A
S3030W21(H)A
S3636W21(H)A



Offset Side Road Left
S2424W27L(H)A
S3030W27L(H)A



Offset Side Road Right
S2424W27R(H)A
S3030W27R(H)A



S1824W18(H)A



S2430W18(H)A

CHEVRONS
Add Visibility to High Risk Areas

For
Maximum Visibility
use Fluorescent Yellow
Chevrons. Call for a quote.



RPBCAB2
Chevron
Adjustable Bracket
Fits 12"x18", 18"x24" &
24"x30" Chevrons

RPBCAB3
Chevron
Adjustable Bracket
Fits 24"x30" & 30"x36"
Chevrons



Single Arrow
S3618W16(H)A
S4824W16(H)A



Double Arrow
S3618W17(H)A
S4824W17(H)A

Warning and Passing Signs



Merge Left
S3030W41L(H)A
S3636W41L(H)A



Merge Right
S3030W41R(H)A
S3636W41R(H)A



Pavement Width Transition Left
S3030W42L(H)A
S3636W42L(H)A



Pavement Width Transition Right
S3030W42R(H)A
S3636W42R(H)A



Added Lane Left
S3030W43L(H)A
S3636W43L(H)A



Added Lane Right
S3030W43R(H)A
S3636W43R(H)A



Two Way Traffic
S3636W63(H)A



S3030W91L(H)A
S3636W91L(H)A



S3030W91R(H)A
S3636W91R(H)A



S3030W92L(H)A
S3636W92L(H)A



S3030W92R(H)A
S3636W92R(H)A



S4030W143(H)A
S3648W143(H)A



S3024W164P(H)A
* Specify Distance



S3024W163P(H)A
* Specify Distance



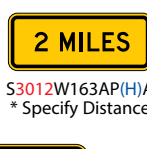
S2418W1613P(H)A



S2418W162P(H)A
S3024W162P(H)A
* Specify Distance



S2412W162AP(H)A
S3018W162AP(H)A
* Specify Distance



S3012W163AP(H)A
* Specify Distance



S08(XX)W168P(H)A
* Specify Text



S2412W169P(H)A
S3018W169P(H)A



S15(XX)W168AP(H)A
*Specify Text



S2412W167PL(H)A
S3018W167PL(H)A




S2418W166PR(H)A



S2418W166PL(H)A



S2418W165P(H)A



S2412W167PR(H)A
S3018W167PR(H)A

Supplemental Plaques

Low Clearance Signs

Want to Upgrade your Sheeting?

We Recommend replacing (H)
with (D) -or- (3)

Make it fluorescent yellow
by adding a Y -- (D)A(Y) -or- (3)A(Y)



Low Clearance
S3030W122(H)A
S3636W122(H)A
S4848W122(H)A

Customize
Your
Legends

Specify Height (W12-2A)
when placing order



S7824W122A(H)A



S2418W122P(H)A

















Vehicular & Non-Vehicular Traffic Signs

Fluorescent Yellow VIP -or- DG3 **Yellow HIP**

All Ground Mounted Warning Signs MUST be Type II Reflective or better.

We recommend **3M Yellow HIP (H)** for all **Warning Signs**

Upgrade with **3M Fluorescent Yellow VIP (D)(Y)-or- 3M DG³ Diamond Grade (3)**

 Truck Crossing S2424W86(H/A) S3030W86(H/A) S3636W86(H/A)	 Truck Crossing S2424W1110(H/A) S3030W1110(H/A) S3636W1110(H/A)	 Farm Machinery Traffic S2424W115(H/A) S3030W115(H/A) S3636W115(H/A)	 Farm Machinery Traffic S2424W115A(H/A) S3030W115A(H/A) S3636W115A(H/A)	 Bicycle Traffic S2424W111(H/A) S3030W111(H/A) S3636W111(H/A)	 Golf Cart Traffic S2424W1111(H/A) S3030W1111(H/A) S3636W1111(H/A)	 Horse & Buggy Traffic S2424W1114(H/A) S3030W1114(H/A) S3636W1114(H/A)	 Pedestrian Traffic S2424W112(H/A) S3030W112(H/A) S3636W112(H/A)
 CATTLE XING Cattle Traffic S2418W114P(H/A) S2424W114(H/A) S3030W114(H/A) S3636W114(H/A)	 FIRE STATION Emergency Vehicle S2418W118P(H/A) S2424W118(H/A) S3030W118(H/A) S3636W118(H/A)	 Snow Mobile Traffic S2424W116(H/A) S3030W116(H/A) S3636W116(H/A)	 Equestrian Traffic S2424W117(H/A) S3030W117(H/A) S3636W117(H/A)	 Handicapped S3030W119(H/A) S3636W119(H/A)	 Playground S2424W151(H/A) S3030W151(H/A) S3636W151(H/A)	 Ducks Crossing S2424W1112(H/A) S3030W1112(H/A) S3636W1112(H/A)	 Deer Traffic S2424W113(H/A) S3030W113(H/A) S3636W113(H/A)

Supplemental Plaques available to be displayed below Symbol Signs (CATTLE XING and FIRE STATION shown)

FYG Pedestrian Signs













Want to Upgrade your Sheeting? We Recommend replacing (D) with (3)

Find School Zone Signs on Page 72.

 Bicycle Traffic S2424W111(D)AG S3030W111(D)AG S3636W111(D)AG	 Handicapped S3030W119(D)AG S3636W119(D)AG	 Pedestrian Traffic S2424W112(D)AG S3030W112(D)AG S3636W112(D)AG	
 AHEAD S2412W169P(D)AG S3018W169P(D)AG	 S2418W165P(D)AG	 S2418W166PL(D)AG	 S2418W166PR(D)AG

Neighborhood & Child Safety Signs

Quick SHIP on all 30" Neighborhood & Child Safety Signs

 DEAF CHILD AREA S2424W404(H/A) S3030W404(H/A)	 SLOW CHILDREN AT PLAY S2424W422(H/A) S3030W422(H/A)	 CHILDREN AT PLAY S2424W423(H/A) S3030W423(H/A)
 WATCH CHILDREN S2424W401(H/A) S3030W401(H/A)	 SLOW CHURCH ZONE S2424W404A(H/A) S3030W404A(H/A)	 WATCH FOR PEDESTRIANS S2424W403(H/A) S3030W403(H/A)
 BLIND CHILD AREA S2424W406(H/A)	 BLIND DRIVE S2424W425(H/A) S3030W425(H/A)	 CHURCH S2424W393(H/A) S3030W393(H/A)
 SLOW CHILDREN AT PLAY S1824W421(H/A)	 Playground S2424W151(H/A) S3030W151(H/A) S3636W151(H/A)	 SLOW WE LOVE OUR CHILDREN S1824PC135(H/A)












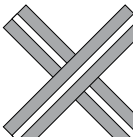


MUTCD Guidance:

A White Retroreflective Strip not less than 2 inches in width shall be used on the back of each Crossbuck sign, unless installed back-to-back or on one way street.

Brite Max Post Reflectors are 30" long and may be stacked to meet requirements. A white reflective strip shall be used on the front and back of all supports at passive highway-rail grade crossings extending from the bottom of the sign or plaque to within 2 feet above the ground.















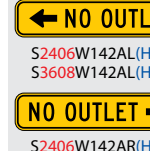

































See page 13 for more details.

Highway Rail Grade Signs




 Advance Warning S3636W102(H/A)	 Advance Warning S3636W103(H/A)	 Advance Warning S3636W104L(H/A)
 Advance Warning S3636W104R(H/A)	 Skewed Crossing S3636W1012(H/A)	 Storage Space S3636W1011(H/A)
 Railroad Advance Warning S3030W101(H/A) S3636W101(H/A)	 Number of Tracks S2709R152P(H/A) Specify Tracks	 Low Ground Clearance S3636W105(H/A)
 2 HIP White Retroreflective Strips S4802STRIPHI	 Railroad Crossing S4809R151(H/A)	 DO NOT STOP ON TRACKS S2430R88(H/A)

Roadway Conditions and Advance Traffic Control Signs

TRAFFIC SIGNS

 LOW SHOULDER S2424W89(H)A S3030W89(H)A S3636W89(H)A	 LOW OR SOFT SHOULDER S3030W89B(H)A	 SHOULDER DROP-OFF S2418W817P(H)A S2424W817L(H)A S3030W817L(H)A S3636W817L(H)A	 NO SHOULDER S2424W817R(H)A S3030W817R(H)A S3636W817R(H)A	 SHOULDER ENDS S2424W823(H)A S3636W823(H)A	 FOG AREA S2424W825(H)A S3030W825(H)A S3636W825(H)A	 STOP AHEAD S2418W31AP(H)A S3030W31(H)A S3636W31(H)A	 NO OUTLET S2406W142AL(H)A S3608W142AL(H)A
 GROOVED PAVEMENT S2424W815(H)A S3030W815(H)A S3636W815(H)A	 DANGEROUS INTERSECTION S2424W411(H)A S3030W411(H)A	 SLOW SPEED BREAKER AHEAD S2424W405(H)A S3030W405(H)A	 BE PREPARED TO STOP S3030W34(H)A S3636W34(H)A	 ROAD MAY FLOOD S2424W818(H)A S3030W818(H)A S3636W818(H)A	 METAL BRIDGE DECK S2424W816(H)A S3030W816(H)A S3636W816(H)A	 YIELD AHEAD S2418W32AP(H)A S3030W32(H)A S3636W32(H)A	 DEAD END S2406W142AR(H)A S3608W142AR(H)A
 S2418W815P(H)A	 ROAD NARROWS S3030W51(H)A S3636W51(H)A	 GUSTY WINDS AREA S2424W821(H)A S3636W821(H)A	 NARROW BRIDGE S3030W52(H)A S3636W52(H)A	 ONE LANE BRIDGE S3030W53(H)A S3636W53(H)A	 DIP S2424W82(H)A S3030W82(H)A S3636W82(H)A	 SIGNAL AHEAD S2418W33P(H)A S3030W33(H)A S3636W33(H)A	 DEAD END S2406W141AL(H)A S3608W141AL(H)A
 Hill S2424W71(H)A S3030W71(H)A S3636W71(H)A	 SOFT SHOULDER S2424W84(H)A S3030W84(H)A S3636W84(H)A	 Slippery When Wet S2424W85(H)A S3030W85(H)A S3636W85(H)A	 LOOSE GRAVEL S2424W87(H)A S3030W87(H)A S3636W87(H)A	 ROUGH ROAD S2424W88(H)A S3030W88(H)A S3636W88(H)A	 FALLEN ROCKS S2424W814(H)A S3030W814(H)A S3636W814(H)A	 PAVEMENT ENDS S3030W83(H)A S3636W83(H)A	 SIGNAL AHEAD S2406W141AR(H)A S3608W141AR(H)A
 DANGEROUS CURVE S2424W412(H)A S3030W412(H)A	 TRUCKS ENTERING HIGHWAY S2424W414(H)A S3030W414(H)A S3636W414(H)A	 BRIDGE OUT S2424W415(H)A S3030W415(H)A	 Double Arrow S3030W121(H)A S3636W121(H)A	 DEAD END S2424W141(H)A S3030W141(H)A S3636W141(H)A	 NO OUTLET S2424W142(H)A S3030W142(H)A S3636W142(H)A	 Divided Hwy S3636W61(H)A	 Divided Hwy Ends S3636W62(H)A
 HIDDEN ENTRANCE S3030W424(H)A	 HIGH WATER S2424W155(H)A S3030W155(H)A	 WATER OVER ROAD S2424W156(H)A S3030W156(H)A	 SPEED HUMP S2424W171(H)A S3030W171(H)A S3636W171(H)A	 ROAD CLOSED S3030W203R(H)A	 SLOW S2424W402(H)A S3030W402(H)A S3636W402(H)A	 BUMP S2424W81(H)A S3030W81(H)A S3636W81(H)A	 BRIDGE ICES BEFORE ROAD S2424W813(H)A S3636W813(H)A

Speed Advisory Signs

 10 MPH S1818W131P10(H)A S2424W131P10(H)A	 15 MPH S1818W131P15(H)A S2424W131P15(H)A	 20 MPH S1818W131P20(H)A S2424W131P20(H)A	 25 MPH S1818W131P25(H)A S2424W131P25(H)A	 SPEED LIMIT 55 Speed Reduction S3636W35(XX)(H)A
 30 MPH S1818W131P30(H)A S2424W131P30(H)A	 35 MPH S1818W131P35(H)A S2424W131P35(H)A	 40 MPH S1818W131P40(H)A S2424W131P40(H)A	 45 MPH S1818W131P45(H)A S2424W131P45(H)A	

Want to Upgrade your Sheeting? We Recommend replacing (H) with (D) -or- (3) | Make it fluorescent yellow by adding a Y -- (D)A(Y) -or- (3)A(Y)

Product Code Explanation

S3030 R11 (X) A

- S3030**: 30" x 30" sign
- R11**: Manual of Uniform Traffic Control Devices (MUTCD) Code
- (X)**: Reflective Type
- A**: .080" Aluminum Substrate

Must Specify When Placing Order

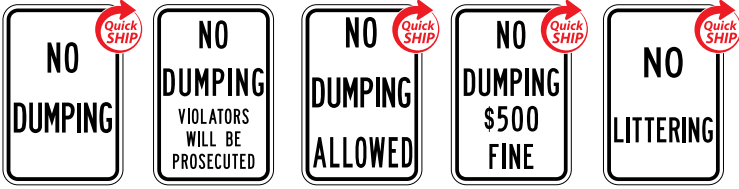
Custom Legends Available Upon Request

Specify Speed when placing order (for Plaques or Speed Reduction W3-5)



Litter & Adopt -A- Highway Signs

Want to Upgrade your Sheeting? We Recommend replacing (E) with (H)



S1218R161(E)A S1218R163(E)A S1218R162(E)A S1218R164100(E)A S1218R173(E)A
 S1824R161(E)A S1824R163(E)A S1824R162(E)A S1218R164250(E)A S1824R173(E)A
 S1218R164500(E)A
 *Specify Fine

NOTE: Custom Legends are printed digitally on 3M printers using (H) High Intensity Prismatic Sheeting, and 3M Matched Component Systems to ensure warranty and quick shipment.



S1218PC114(H)A*
 S1824PC114(H)A*



S3024PC113(H)A*
 S4830PC113(H)A*

*Add Your Custom Legend



S1218PC110(E)A
 S1824PC110(E)A

Neighborhood Watch



S1218PC105(E)A




Call For Info



S1824PC130(E)A



S3018R7204(E)A



S1218R7412(E)A



S1824LE102(E)A



S1218LE101(E)A

Route Marker Auxiliaries

3 Versions Available



U.S. or State Route
 S2115M21U(H)A



Interstate Route
 S2115M21I(H)A



County Route
 S2115M21C(H)A

Order by placing an (I), (U), or (C) in the item code as appropriate.

Bicycle Routes



S1209M61B(H)A
 M5, M6 Series



S1206M21B(H)A
 M2, M3, M4 Series

All Legends shown below are available in Green for Bike Routes

Use 30" x 24" for 3 Digits Routes



County Route Marker
 S2424M16(H)A



Interstate Shield
 S2424M11(H)A
 S3024M11(H)A



U.S. Route Marker
 S2424M14(H)A
 S3024M14(H)A



State Route Marker
 S2424M15(H)A
 S3024M15(H)A

Want to Upgrade your Sheeting? We Recommend replacing (H) with (D) -or- (3)



S2412M31(X)A



S2412M32(X)A



S2412M33(X)A



S2412M34(X)A



S2412M41(X)A



S2412M41A(X)A



S2412M414(X)A



S2412M42(X)A



S2412M43(X)A



S2412M44(X)A



S2412M45(X)A



S2412M46(X)A



S2412M47(X)A



S2412M47A(X)A




S2115M51L(X)A



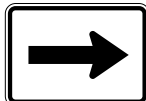
S2115M51R(X)A




S2115M52L(X)A



S2115M52R(X)A



S2115M61(X)A



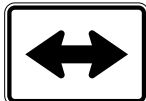
S2115M62L(X)A



S2115M62R(X)A



S2115M63(X)A



S2115M64(X)A



S2115M65(X)A



S2115M66L(X)A



S2115M66R(X)A



S2115M67L(X)A



S2115M67R(X)A



Bike Signs



S1818R11(H)A
S3030R11(H)A



S1818R12(H)A
S3030R12(H)A



S2418R317(H)A



S2408R317BP(H)A



S2408R317AP(H)A



S1218R41(H)A
S1824R41(H)A



S1218R42(H)A
S1824R42(H)A



Bicycle
Parking Area
S1218D43L(H)A



S1212R93CP(H)A



S1218R95(H)A



S1218R51B(H)A



S1818R56(H)A
S2424R56(H)A



S1218R79(H)A



S1218R79A(H)A



S1218R97(H)A



S1218R1022(H)A



S1218R96(H)A



S2418D111(H)A



S1818W54A(H)A



Bicycle Hill
S1818W75(H)A
S3030W75(H)A



S1209W810P(H)A
S1818W810(H)A
S3030W810(H)A



S1824W161P(H)A
S1818W111(H)A
S2424W111(H)A



Bicycle Route U.S.
S1218M19(H)A
S1824M19(H)A



Bicycle Route
S1218M18(H)A
S1824M18(H)A



Bicycle Route
S1218M18A(H)A
S1824M18A(H)A

TRAFFIC SIGNS

Guide Signs



Hospital
S2424D92(H)A



Airport
S2424I5(H)A



S3024D41(H)A



Library
S2424I8(H)A



S3624I10(H)A
S4836I10(H)A



S3024I9(H)A



S2406D92PA(H)A



S2406I5P(H)A



S2406D92PG(H)A



S2406I8P(H)A



S2406D92PB(H)A

To stay in compliance with the MUTCD, we recommend using **3M** High Intensity Prismatic for **Guide Signs**

Customized Guide Signs for your State, County, City, Town or Community.

Call Sales for a Specialized Quote.



Custom Text Stop Signs



Customized Texting Signs for your State, County, City, Town or Community.



S1218RDTWD(H)A
S1824RDTWD(H)A



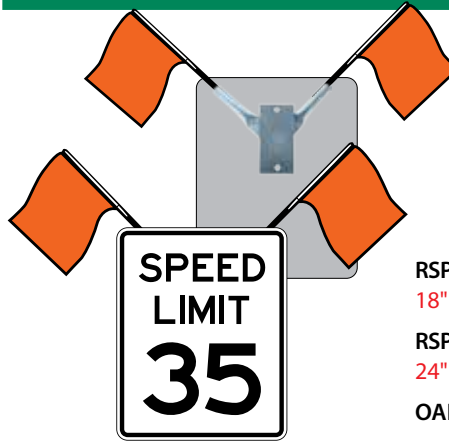
Brite-Max Post Reflectors



Enhance safety by making signs more visible using the Brite-Max Post Reflector System! Add a strip of retroreflective material on .080" aluminum to the sign support:

- ◆ Brite-Max Post Reflectors are 30" long and may be stacked for more effectiveness. Other lengths available: 36", 60" and 72"
- ◆ Fasten to U-Channel, square, or wood posts.
- ◆ **3M** reflective sheeting on .080" Aluminum: High Intensity, VIP Diamond Grade™, or Fluorescent VIP Diamond Grade™
- ◆ Mounting hardware is available, sold separately.
- ◆ Custom lengths and widths available. Call for quote.

Alert Flag Bracket



Place Orange Alert Flags above a regulatory or warning sign with the flags oriented so as to be at 45 degrees to the vertical post.

- RSPFLAGVINYL1824
18" x 18" Vinyl Flag w/24" Handle
- RSPFLAGVINYL2436
24" x 24" vinyl Flag w/36" Handle
- OAFBRKT - Alert Flag Bracket

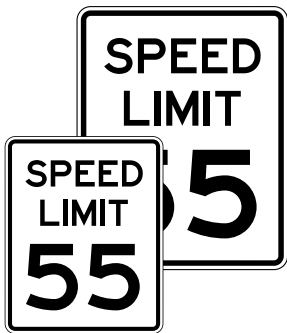
Double Signs



Add second identical standard regulatory, warning, or guide sign on the left side of the road.



Bigger Signs



Increase the size of a standard regulatory, warning, or guide sign.

Example:
18" x 24" sign becomes a 24" x 30"

Diagonal Stripes



Add Black and Yellow diagonal stripes around a warning sign. Must order the sign 6" larger.

Example:
30" x 30" sign becomes a 36" x 36"

Header Plaques



Add a solid yellow or fluorescent yellow rectangular "header panel" above a standard regulatory sign, with a legend such as "NEW", "NOTICE" or other appropriate text.

S2412W1618P(H)A

Supplemental Beacons

Type B Light

- ◆ LED bulbs
 - ◆ Yellow or Red Lens
- Power Options:

- ◆ Solar panel trickle charges "D" Cell
- ◆ Fully Solar Power Battery



RSPBLBL3YYSA - Yellow Lens | Type B | D Cell Solar
RSPBLBL3RYSA - Red Lens | Type B | D Cell Solar
RSPBLBLSYY - Yellow Lens | Type B | Fully Solar



Add a warning beacon to a standard regulatory, warning, or guide sign.

Type B Light

- ◆ LED bulbs
- ◆ Yellow or Red Lens
- ◆ 6 Volt Battery
- ◆ Detachable lens available upon request



RSPBLBL6YY - Yellow Lens | Type B | 6V
RSPBLBL6RY - Red Lens | Type B | 6V

Blinker Signs Available!



Street Name Signs Checklist

Easy Order Checklist:

1 Select Blade

- Flat Blade .080" Aluminum
- Extruded Blade NO RADIUS
6" and 9" Blade Heights Only
- Econo Vandal Resistant
3MM ACM MATERIAL - NO SCRAP VALUE
6", 8" and 9" Blade Heights Only

Custom Dr

Custom Dr

2 Reflective Type

- High Intensity Prismatic
- VIP MUTCD guidance - For ground and overhead mounted signage: White reflective must be > 120 candlepower, Green must be > 7.
- DG³

3 Color Scheme

- White on Green
- White on Blue
- White on Brown
- Black on White
- Other/Custom

Custom Dr

Custom Dr

Custom Dr

Custom Dr

MUTCD guidance - Acceptable alternative background colors to Green are Blue, Brown or White. The legend shall be White, except for Black on White signs. Custom colors require adequate contrast, call a customer service specialist for guidance.

4 Sides

- Double Face Ground Mount
- Single Face Overhead Mount

5 Border

- None MUTCD guidance - Borders are optional, but if used, must be the same color as the letters.
- Edge - Should use on dark backgrounds
- Inset - Should use on white backgrounds

6 a. Logo or Route Symbol

- None MUTCD guidance - Route symbols or Logos may be placed on the left side of a sign.
- Yes The maximum height is the same as the letter height.

6 b. Prefix/Suffix

- Full Size
- Half Size

MUTCD Guidance - Prefix/Suffix Height may be smaller than the height of the primary copy and may be abbreviated. No punctuation is to be used.

7 Vandal Resistant Hole Punch

- None
- VPA 12 Bolt thru
- Other

Roadway Type Local Two Lane Roads 0-25 MPH

MUTCD guidance - Initial upper-case letters at least 4" high and lower-case letters 3/4 height of upper-case.

8 Dimensions

Maple St

Blade Height: 6" | Corner Radius .75"
Letter Height: 4" | Prefix/Suffix Height: 2"
Font: Highway Gothic B | Case: U/L

Hickory Ln

Blade Height: 8" | Corner Radius .75"
Letter Height: 4" | Prefix/Suffix Height: 2"
Font: Highway Gothic B | Case: U/L

Two Lane Roads Over 25 MPH and Multi Lane Roads 0-40 MPH

MUTCD guidance - Initial upper-case letters at least 6" high and lower-case letters 3/4 height of upper-case.

Second St

Blade Height: 9" | Corner Radius .75"
Letter Height: 6" | Prefix/Suffix Height: 3"
Font: Highway Gothic B | Case: U/L

Seventh St

Blade Height: 12" | Corner Radius 1.5"
Letter Height: 6" | Prefix/Suffix Height: 3"
Font: Highway Gothic B | Case: U/L

Multi Lane Roads Over 40 MPH

MUTCD guidance - Initial upper-case letters at least 8" high and lower-case letters 3/4 height of upper-case.

Cherry Rd

Blade Height: 12" | Corner Radius 1.5"
Letter Height: 8" | Prefix/Suffix Height: 4"
Font: Highway Gothic B | Case: U/L

Overhead Mast Arm

MUTCD guidance - Initial upper-case letters at least 12" high and lower-case letters 3/4 height of upper-case.

Hillside Dr

Blade Height: 18" | Corner Radius 1.5"
Letter Height: 8" | Prefix/Suffix Height: 8"
Font: Highway Gothic C | Case: U/L

E Tombigbee St

Blade Height: 18" | Corner Radius 1.5"
Letter Height: 8" | Prefix/Suffix Height: 4"
Font: Highway Gothic C | Case: U/L

Holly Ct

Blade Height: 24" | Corner Radius 1.5"
Letter Height: 12" | Prefix/Suffix Height: 12"
Font: Highway Gothic C | Case: U/L

51 Terry Rd

Blade Height: 24" | Corner Radius 1.5"
Letter Height: 12" | Prefix/Suffix Height: 6"
Logo/Route Symbol Height: 12"
Font: Highway Gothic C | Case: U/L

Street Name Signs are Priced based on Length. Please e-mail or fax your list of signs, along with the specifications you've selected for a personalized quote.

Street Name Signs **MUST** be Type II copy on Type I background or better. We recommend using

3M High Intensity Prismatic for **Ground Mounted SNS** and **3M** Diamond Grade Cubed for **Overhead Mounted SNS**

SUBJECT	MUTCD STATEMENT	VERBIAGE
1. Blade Type /Design	NONE	No Guidance
2. Reflective Type	SHALL = MANDATORY	Shall be reflective and meet minimum retroreflectivity requirements (Type II copy on Type I background is the absolute minimum, but may be cost prohibitive to manufacture)
3. Color Scheme	SHALL = MANDATORY	Shall be one of the four color schemes shown in our catalog
4. Sides	NONE	No Guidance
5A. Border Usage	SHOULD = RECOMMENDED	Border may be removed
5B. Border Color	SHALL = MANDATORY	Shall be the same color as the legend
5C. Border Placement	SHOULD = RECOMMENDED	Should use edge borders on dark backgrounds and inset borders on white backgrounds
6A. Logo/Route Symbol Height	SHALL = MANDATORY	Shall not exceed the height of the upper case letters
6B. Logo/Route Symbol Location	SHOULD = RECOMMENDED	Should be positioned to the left of the legend
7. Vandal-Resistant Hole Punch	NONE	No Guidance
8A. Upper/Lower Case	SHALL = MANDATORY	Shall be composed of a combination of upper/lower case letters
8B. Letter Height	SHOULD = RECOMMENDED	Should follow the guidance provided for the type of roadway in our catalog
8C. Prefix/Suffix Height	MAY = OPTION	May be smaller than the height of the primary copy and may be abbreviated
8D. Blade Height	NONE	No Guidance for Blade Height
8E. Letter Font	SHALL = MANDATORY	Letter font shall be Highway Gothic

Do Your Street Name Signs have the Correct Font Style?

MUTCD; Notice of Termination of Interim Approval IA-5 (Date of Notice: January 15th, 2016)



NO LONGER PERMITTED


The Clearview font is no longer legal on Street Name Signs.

Existing signs can remain in place until they fail minimum retro-reflectivity standards.
Learn more at the website: mutcd.fhwa.dot.gov

★ U-Channel Posts & Accessories



U-CHANNEL ★ SQUARE ★ ROUND ★ UNIVERSAL



1.12GR 1.12GA 2GR 2GA 3GA

- ◆ U-Channel posts are manufactured from high tensile steel.
- ◆ Available in your choice of hot dip Galvanized or Green paint finish.
- ◆ Punched full length with 3/8" holes on 1" centers.
- ◆ Measured by length and pounds per foot.
- ◆ Other lengths and weights available in 50 piece bundles.
- ◆ Call for a quote.

NOTE: POSTS TALLER THAN 8' MUST SHIP TRUCK LINE.

Stock #	Size	Finish
RPOCG0352*	3.5FT • 2LB	Galvanized
RPOCG061	6FT • 1.12LB	Galvanized
RPOCG071	7FT • 1.12LB	Galvanized
RPOCG062	6FT • 2LB	Galvanized
RPOCG082	8FT • 2LB	Galvanized
RPOCG0925	9FT • 2.5LB	Galvanized
RPOCG102	10FT • 2LB	Galvanized
RPOCG122	12FT • 2LB	Galvanized
RPOCG123	12FT • 3LB	Galvanized
RPOCG143	14FT • 3LB	Galvanized
RPOCP0352*	3.5FT • 2LB	Green
RPOCP061	6FT • 1.12LB	Green
RPOCP062	6FT • 2LB	Green
RPOCP072	7FT • 2LB	Green
RPOCP082	8FT • 2LB	Green
RPOCP102	10FT • 2LB	Green
RPOCP122	12FT • 2LB	Green

★ Sign Saver

Place between sign and post and sign will not bend from over tightening.



BA080SAVER

★ Anchor Plate

Galvanized anchor plate keeps post firmly in place.



BA080APLATEUCH

* Base Posts for Breakaway Feature

★ U-Channel Break-A-Way Systems



Safety Splice System

- ◆ Ingeniously simple design by Chicago Heights Steel.
- ◆ FHWA & AASHTO approved.
- ◆ Posts to 4 lbs.
- ◆ Two special bolts & spacers join base post to top post.

RPOCZSAFETYSPLICE for 1 to 2-1/2 lb posts
RPOCZSAFETYSPLICE3 for 3 to 4 lb posts



Lap Splice System

- ◆ Economical breakaway system by Marion Steel.
- ◆ FHWA & AASHTO approved.
- ◆ Posts to 4 lbs. Two special bolts & spacers join base post to top post.

RPOCZLAPSPlice Silver for 2 to 2-1/2 lb posts 1/2" x 3/4" x 5"
RPOCZLAPSPlice Gold for 3 to 4 lb posts 1/2" x 3/4" x 5"

★ Snap'n Safe Coupler



Snap'n Safe Coupler

- ◆ Made of cast gray iron, and withstands winds of 120 mph.
- ◆ EASY INSTALLATION: Simply insert Coupler in anchor and bottom of sign post and assemble with (4) bolts.
- ◆ Installation hardware included.
- ◆ For U-Channel Posts 2 to 4 lbs.

RPOCZSNAPNSAFE

★ Snap'n Safe Surface Mount



Snap'n Safe Surface Mount

- ◆ Made of cast gray iron, and withstands winds of 120 mph.
- ◆ EASY INSTALLATION: Simply drill (3) holes in concrete using the base as guide. Secure coupler to concrete with (3) bolts. Attach sign post with (2) bolts.
- ◆ Installation hardware included.
- ◆ For U-Channel Posts 2 to 4 lbs.

RPOCZSMUSNAPNSAFE

Surface Mount Breakaway Base



Universal Stub for Round, U-Channel and Square Post 1.75" or larger

RPOGPBSB100 - 15" Diameter Surface Mount Breakaway System



RPOGPBSB100ZRS Replacement Stub for Surface Mount Breakaway System



Surface Mount Anchor Screws for Concrete
RHSMSCA1240 - 1/2" x 4"
RHSMSCA3825 - 3/8" x 2-1/2"

Surface Mount Anchor Screws for Asphalt
RHSMSCA3840 - 3/8" x 4"

Rivets & Rivet Gun



Cherry-Mate Rivets

- RHRBALM8BP18 - #18 Rivet for 1.12# U-Channel Post
- RHRBALM8BP26 - #26 Rivet for 2# U-Channel Post
- RHRBALM8BP30 - #30 Rivet for 2.5# U-Channel Post
- RHRBALM8BP34 - #34 Rivet for 3-4# U-Channel Post



RHRBALMGUN Rivet Gun





RPM317(F/X)

Decorative Sign Top Finial



Econo Brackets

3-3/8" slot for Flat Sign Blades.
Includes hardware.




RPB390
Crosspiece (100/box)

RPBROKPRUF1
180° Cap (100/box)

Premium Brackets

5-1/2" slot for Flat (F) or Extruded (X) sign blades. Includes hardware.



RPB990(F/X)
Crosspiece (50/box)

RPB457(F/X)
45° Universal (100/box)

RPB91U(F/X)-NU180
180° Cap (50/box)

RPB91U(F/X)-OL90
90° Cap (50/box)

Vandal Resistant Bracket Hardware



RHBVPA12T43
12 Point Tool For RHBVPA12



RPB412C(F/X)
Crosspiece (10/box)

RPB412U(F/X)OL90
90° Cap (30/box)

RPB412U(F/X)NU180
180° Cap (30/box)

Jumbo Brackets

12" slot for Flat (F) or Extruded (X) sign blades.
Includes hardware.

Bracket Hardware • Tools (May Be ORDERED Individually)



RHBHP76
Button Head Vandal Resistant Bolt (100/Box)

RHBVPA12
12 Point Vandal Resistant Bolt (100/Box)



RHBSK56
Standard Set Screw (100/Box)



RHBSK56
Stainless Steel Set Screw (100/Box)



RHBPRP38
Center Pin Set Screw (100/Box)



RHBSK100
Allen Wrench Tool For Set Screws



RHBSKF100
Allen Wrench Tool For Set Screws

Semi-Custom Hardware Systems



Make aluminum sign installation easy by using one of our semi-customized hardware systems. Choose a bolt, nut and washer style in each system to create your own semi-custom packages. Typically Sold in Boxes of 100

Pre-Packaged Hardware

Make aluminum sign installation easy by using one of our hardware packages. Each package is pre-sized to ensure adequate fit to the post.

Standard System	Vandal Resistant System	Tufnut Vandal Resistant System	Special System Optional Washer & Nuts for Semi-Custom Systems	Econo Hexhead Packages	Vandal Resistant Packages	Vandal Resistant Packages
 RHBS1625H 5/16" x 2-1/2" Zinc Hex Bolt	 RHBS1625OW One-Way Tamper Bolt 5/16" x 2-1/2"	 RHTB3 5/16" x 3" Tuf Bolt	 RHN516FLUTEDA 5/16" Fluted Tamper Resistant Nut	 Package for mounting signs to 1.12# delineator posts	 Package for mounting signs to 1.12# delineator posts	 Package for mounting signs to 1.12# delineator posts
 RHW516NYLON 5/16" Nylon Washer	 RHB51625C 5/16" x 2-1/2" Zinc Carriage Bolt	 RHW516NYLON 5/16" Nylon Washer	 RHTN31 5/16" Tufnut	 Package for mounting signs to 2-3# u-channel posts	 Package for mounting signs to 2-3# u-channel posts	 Package for mounting signs to 2-3# u-channel posts
 RHW516LOC 5/16" Zinc Lock Washer	 RHB51630CAT 5/16" x 3" Zinc Carriage Bolt	 RHTN31 5/16" Tufnut	 RHW516 5/16" Zinc Washer	 Package for mounting signs to 1 sign to post	 Package for mounting signs to 1 sign to post	 Package for mounting signs to 1 sign to post
 RHNS16 5/16" Zinc Nut	 RHN516VPA - Econo 5/16" Breakaway Vandal Proof Nut	 RHTZSR516 Tufnut Speedwrench	 RHN516FLUTEDT2 Tool For Fluted Nut	 Package for mounting signs to 1 sign to post	 Package for mounting signs to 1 sign to post	 Package for mounting signs to 1 sign to post



★ Round Posts and Brackets Quick SHIP



2-3/8" OD Round Smooth Steel Posts

ITEM CODE	Length	Gauge
RPORG10	10' (120")	16 Gauge (.065")
RPORG12	12' (144")	16 Gauge (.065")

NOTE: THESE POSTS MUST SHIP TRUCK LINE.

3" OD Round Fluted Aluminum Posts

ITEM CODE	Length	Wall Thickness
XRORTALRF1253120	10' (120")	.125"
XRORTALRF1253144	12' (144")	.125"
XRORTALRF1253168	14' (168")	.125"

★ POZ-LOC® Socket System



POZ-LOC® Socket System - a simple, cost effective way to install small signs without digging, concrete, threading, or nuts and bolts. Simple to use, a socket assembly includes a 27" socket and wedge. *Post is NOT included.*

- RPORZPOZLOC** - Assembly (includes Socket & Wedge)
- RPORZPOZLOCZSOCKET** - Socket
- RPORZPOZLOCZWEDGE** - Wedge

Surface Mount Breakaway Bases



TOP SELLER
Universal Stub for Round, U-Channel and Square Post 1.75" or larger

RPOGPBSB100 - 15" Diameter Surface Mount Breakaway System

RPOGPBSB100ZRS Replacement Stub for Surface Mount Breakaway System



RPORZSM238SB200
For use with 2-3/8" OD Round Post Surface Mount Assembly



Surface Mount Anchor Screws for Concrete
RHSMSCA1240 - 1/2" x 4"
RHSMSCA3825 - 3/8" x 2-1/2"
Surface Mount Anchor Screws for Asphalt
RHSMSCA3840 - 3/8" x 4"

★ Snap'n Safe Coupler



Snap'n Safe Coupler

- Made of cast gray iron, and withstands winds of 120 mph.
- EASY INSTALLATION:** Simply insert Coupler in anchor and tighten with set screws.
- Installation hardware included.

RPORZSNAPNSAFE238081 for 8 to 12 gauge steel 2-3/8" round posts
RPORZSNAPNSAFE238131 for 13 to 16 gauge steel 2-3/8" round posts

★ Snap'n Safe Surface Mount



Snap'n Safe Surface Mount

- Made of cast gray iron, and withstands winds of 120 mph.
- EASY INSTALLATION:** Simply drill (3) holes in concrete using the base as guide. Secure coupler to concrete with (3) bolts. Attach sign post with (2) bolts.
- Installation hardware included.

RPORZSM238SNAPNSAFE for 8 to 16 gauge steel 2-3/8" round posts

★ Round Post V-Loc Anchors



- Flush Mount helps prevent vehicle rollovers.
- NCHRP-350 APPROVED allows product to breakaway when hit.
- Guaranteed Re-usability saves time and money.
- Stabilizer Bar & Bolt for anti-twist and turning.
- Yield and release method allocates time for post to pop up, allows drivers to drive thru.

Breakaway System V-Loc Kits		
ITEM CODE	Ground Type	For Post Size
RPORZVR123820R	Old Concrete	2-3/8" O.D.
RPORZVR323R	Soft Soil	
RPORZVRB23VR2	Soil	
RPORZVRB23VR2B	Soil w/clean-out bar	3" O.D.
RPORZVR1P330RNC	New Concrete	
RPORZVR330R	Soft Soil	
RPORZVR330RC	Existing Concrete	

NOTE: V-loc soil mounts do not require concrete, saving time on the job-site.

★ Anchor Plate



BA080APLATE238
Fits 2-3/8" to 3" Diameter Posts
7.75" x 6.0"
0.3 Lbs Net Wt.

Solve your round post anchoring problem with these anchor plates designed to keep post from turning and reducing the need for concrete.



RH141HEX
Self Tapping Metal Screw (2 Required)



RH141HEXSETTER
Driver For Screws



Econo Brackets

ROK-PRUF Econo Brackets with 3-3/8" Slot for Flat Blades.
Includes hardware.

5-1/2" slot for Flat (F) or Extruded (X) sign blades. Includes hardware.



RPB922(F/X) 2-3/8" OD
RPB993(F/X) 3" OD
Post Cap (50/box)



RPB990(F/X)
Crosspiece
(50/box)



RPB457(F/X)
45° Universal
(100/box)

ORDER Individually or in Boxes of 100



RPBROKPRUF2
2-3/8" OD
Round Post Cap



RPB390
Crosspiece

Sign Top Finial



RPBM317(F/X)
Decorative Sign
Top Finial

Jumbo Brackets

12" slot for Flat (F) or Extruded (X) sign blades. Includes hardware.



RPB412C(F/X)
Crosspiece (10/box)



RPB412R(F/X) 2 3/8" OD
RPB412R(F/X) 3" OD
Round Post Cap (25/box)

Vandal Resistant (May Be ORDERED Individually) Bracket Hardware • Tools



RHBHP76
Button Head Vandal
Resistant Bolt
(100/Box)



RHBVPA12
12 Point Vandal
Resistant Bolt
(100/Box)



RHBVPA12T43
12 Point Tool
For RHBVPA12



RHBSSK56
Standard
Set Screw
(100/Box)



RHBSSK56
Stainless Steel
Set Screw
(100/Box)



RHBPRP38
Center Pin
Set Screw
(100/Box)



RHBSSKT100
Allen Wrench Tool
For Set Screws



RHBSSKF100
Allen Wrench Tool
For Set Screws

Brackets & Clamps



(Set of 2)
Back to Back Bracket
RPBZBB832
for 2-3/8" O.D. Post

For mounting sign to round post.



(Set of 2) Single Bracket
RPBZ238 for 2 3/8" O.D. Post
RPBZ300 for 3" O.D. Post
RPBZ400 for 4" O.D. Post



(Set of 2) U-Bolt Clamps
RPBZUBCLAMP238
for 2 3/8" O.D. Post Bracket
RPBZUBCLAMP3
for 3" O.D. Post Bracket

Round Post Caps



Closure Cap
RPBRPCLCAP3
for 2-3/8" O.D. Post
RPBRPCLCAP3
for 3" OD Post



Dome Cap
RPBRPCDC250
for 2-3/8" O.D. Post
RPBRPCDC300
for 3" O.D. Post

Wing Brackets



Bell Wing Bracket
RPBCTBW12 - 12" (50/Box)
(Requires single strap)
RPBCTBW18 - 18" (50/Box)
RPBCTBW24 - 24" (25/Box)
Sign attaches with 5/16" bolts.
Hardware NOT Included.



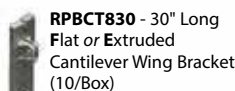
RPBCT8 - 14.5" Long
Flat or Extruded
Cantilever Wing Bracket
(10/Box)



RPBCT800 - 24" Long
Flat or Extruded
Cantilever Wing Bracket
(15/Box)



RPBCT4
4.5" x 2.5"
Flat Blades
Bell Wing
Bracket
(50/Box)



RPBCT830 - 30" Long
Flat or Extruded
Cantilever Wing Bracket
(10/Box)

Strap or Bolt to Post or Wall



RPBCT836 - 36" Long
Flat or Extruded
Cantilever Wing Bracket
(10/Box)

Chain Link Fence Bracket



3" x 3" Sign Saver
BA080SAVER

Installing **Sign Savers** between the sign and a chain link fence prevents bending of signs from over tightening.

Complete Hardware Packages include all Hardware and Sign Savers necessary to mount signs to chain link fences.
RH0112PSV01 - 1 sign to fence
RH0112PSV10 - 10 signs to fence



Punched Square Posts, Hardware & Break-A-Way Systems



Galvanized Steel Galvanized Steel Post	1.75" Square Punched		
	Punched full length with 7/16" holes on 1" centers.		
	ITEM CODE	Length	Gauge
	RSPB3ZBUZTU60	5' (60")	14 Gauge
	RSPB3ZBUZTC70	5.8' (70")	14 Gauge
	RPOS0814175	8' (96")	14 Gauge
	RPOS01014175	10' (120")	14 Gauge
RPOS01214175	12' (144")	14 Gauge	
2" Square Punched			
ITEM CODE	Length	Gauge	
RPOS08142	8' (96")	14 Gauge	
RPOS010142	10' (120")	14 Gauge	
RPOS012142	12' (144")	14 Gauge	



NOTE: POSTS TALLER THAN 8' MUST SHIP TRUCK LINE.

- ◆ Superior torsional strength with easy, safe installation by hand or with power equipment.
- ◆ Convenient sign mounting before installation.
- ◆ Versatile, 4-sided sign mounting, at any height.
- ◆ Punched full length with 7/16" holes on 1" centers.
- ◆ Fast and economical replacement of damaged posts.
- ◆ Re-usable materials.
- ◆ FHWA-approved yielding capability.
- ◆ Other sizes, gauges, & lengths available.

Galvanized Steel Base Post / Sleeves	Square Punched			
	Punched full length with 7/16" holes on 1" centers.			
	ITEM CODE	Size	Length	Gauge
	RPOS051215	1.50"	5' (60")	12 Gauge
	RPOS0512175	1.75"	5' (60")	12 Gauge
	RPOS03122	2.00"	3' (36")	12 Gauge
	RPOS0312225	2.25"	3' (36")	12 Gauge
	RPOS0151225	2.50"	1.5' (18")	12 Gauge
	RPOS025122	2.00"	2.5' (30")	12 Gauge
RPOS035122	2.00"	3.5' (42")	12 Gauge	

Breakaway Anchor Installation

A POZ-LOC® Performance Post anchor can be driven into the ground first, allowing crews to work at ground level for quicker, cost-effective installations or replacement of damaged sign posts.



Corner bolt to mount top post to base post, up to 2.5"



Anchor Plate

Galvanized anchor plate keeps post firmly in place.



BA080APLATEUCH



Snap'n Safe Coupler



Snap'n Safe Coupler




- ◆ Made of cast gray iron, and withstands winds of 120 mph.
- ◆ EASY INSTALLATION: Simply insert Coupler in anchor and bottom of sign post and assemble with (4) corner bolts.
- ◆ Installation hardware included.
- ◆ Device couples square anchor with square post.

RPOSZSNAPNSAFE175 couples 2" square anchor to 1.75" square posts
 RPOSZSNAPNSAFE2 couples 2.25" square anchor to 2" square posts
 RPOSZSNAPNSAFE225 couples 2.5" square anchor to 2.25" square posts
 RPOSZSNAPNSAFE25 couples 3" square anchor to 2.5" square posts



Snap'n Safe Surface Mount



Snap'n Safe Surface Mount



- ◆ Made of cast gray iron, and withstands winds of 120 mph.
- ◆ EASY INSTALLATION: Simply drill (3) holes in concrete using the base as guide. Secure coupler to concrete with (3) bolts. Attach sign post with (2) corner bolts.
- ◆ Installation hardware included.

RPOSZSM175SNAPNSAFE for 1.75" square posts
 RPOSZSM20SNAPNSAFE for 2" square posts
 RPOSZSM225SNAPNSAFE for 2.25" square posts
 RPOSZSM25SNAPNSAFE for 2.5" square posts

Rivets & Rivet Gun



Cherry-Mate Rivets

- RHRBALM8BP26 - #26 Rivet for 1.5" Square Post
- RHRBALM8BP30 - #30 Rivet for 1.75" Square Post
- RHRBALM8BP34 - #34 Rivet for 2" Square Post

RHRBPVCSP150
 PVC Spacer: 1/2" x 1-1/2" for #30 Rivet

RHRBPVCSP175
 PVC Spacer: 1/2" x 1-3/4" for #34 Rivet



Rivet Gun

RHRBALMGUN
 Rivet Gun



Surface Mount Breakaway Bases



TOP SELLER
 Universal Stub for Round, U-Channel and Square Post 1.75" or larger

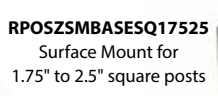


RPOGPBSB100 - 15" Diameter Surface Mount Breakaway System
 RPOGPBSB100ZRS Replacement Stub for Surface Mount Breakaway System

Surface Mount Anchor Screws for Concrete
 RHSMSCA1240 - 1/2" x 4"
 RHSMSCA3825 - 3/8" x 2-1/2"
 Surface Mount Anchor Screws for Asphalt
 RHSMSCA3840 - 3/8" x 4"



RPOSZCBM175250G
 Barrier Mount for 1.75" to 2.5" square posts



RPOSZSMBASESQ17525
 Surface Mount for 1.75" to 2.5" square posts






RPB827(F/X)
4" x 4"
Wood Post

3-1/2" slot for Flat (F) or Extruded (X) sign blades.

Includes sign to bracket mounting hardware.



RPB975Q(F/X)
2" Square Post Cap
RPB134SQ(F/X)
1-3/4" Square Post Cap
(50/box)



RPB990(F/X)
Crosspiece
(50/box)

5-1/2" slot for Flat (F) or Extruded (X) sign blades.

Includes hardware.



RPB457(F/X)
45° Universal
(100/box)

Sign Top Finial



RPBM317(F/X)
Decorative Sign Top Finial

12" slot for Flat (F) or Extruded (X) sign blades.

Includes hardware.



RPB412C(F/X)
Crosspiece (10/box)

Jumbo Brackets



RPB412SQ(F/X)
2" Square Post Cap(30/box)
RPB412SQ(F/X)134
1 3/4" Square Post Cap (30/box)

Includes sign to bracket mounting hardware.

Vandal Resistant

(May Be ORDERED Individually)

Bracket Hardware • Tools



RHBVPA12T43
12 Point Tool For RHBVPA12



RHBHP76
Button Head Vandal Resistant Bolt
(100/Box)



RHBVPA12
12 Point Vandal Resistant Bolt
(100/Box)



RHBSK56
Standard Set Screw
(100/Box)



RHBSK56
Stainless Steel Set Screw
(100/Box)



RHBPRP38
Center Pin Set Screw
(100/Box)



RHBSKT100
Allen Wrench Tool
For Set Screws



RHBSKF100
Allen Wrench Tool
For Set Screws

Drive Rivets



Economy Universal Head

RHRDRIVEA38E125W(XX) - Aluminum
(XX) Colors to Match Sheeting Available

- ◆ Grip Range of .125" to .250"
- ◆ Fits 3/8" Hole Diameter
- ◆ Shank: 5/8" Length
- ◆ .093" Nylon Washer included
- ◆ Head: Universal 3/4" Diameter
- ◆ Drive Rivet is designed specifically for the sign to square post application and 12 GA or 14 GA post to single 12 GA anchor



Flush/Tapered Head

RHRDRIVES38P140W - Steel
RHRDRIVEA38P140W(XX) - Aluminum
(XX) Colors to Match Sheeting Available

- ◆ Grip Range of .140" to .330"
- ◆ Fits 3/8" Hole Diameter
- ◆ Shank: 5/8" Length
- ◆ .093" Nylon Washer included
- ◆ Head: Flush/Tapered 1" diameter Drive Rivet is designed specifically for the sign to square post application and 12 GA or 14 GA post to single 12 GA anchor



Super Economy Universal Head

RHRDRIVEA38E125NS - Aluminum (NO Washer)

- ◆ The Super Economy version of the Economy Universal Drive Rivet



Universal Head

RHRDRIVES38P140N - Steel (NO Washer)

RHRDRIVEA38P140W - Aluminum w/Steel Pin (.093" Nylon Washer included)



- ◆ Grip Range of .140" - .330"
- ◆ Fits 3/8" hole diameter
- ◆ Head: 7/8" diameter



Flush/Tapered Head Long Shank

RHRDRIVEA38P140WL - Aluminum

RHRDRIVES38PLGW - Steel



- ◆ All the same features as the premium flush/tapered drive rivets with a longer shank than any other drive rivet.
- ◆ Long Shank: 3/4" Length
- ◆ .093" Nylon Washer included
- ◆ Most popular and well liked by customers



Gas Post Drivers

If you are looking for the power you need for tough jobs combined with the flexibility of being able to drive almost anything, look no further. The multitude of configurations that Rhino's Chuck-Lok™ system allows you to quickly change between is incredibly impressive.



GPD-45 Multi Pro

Item Code: **RPEDNGPD45**
Comes with 1", 1-3/4", and 2" Chuck-Lok™ Adapters



3 Chuck Adapters included

Additional chucks and drive caps sold separately

- ◆ The 2-1/2" chuck is perfect for Round Posts up to 2-3/8".
- ◆ Includes 2", 1-3/4", and 1" chuck adapters for driving T-Posts & ground rods.
- ◆ Ergonomically Balanced, cushion grip handles frame the GPD-45, providing increased maneuverability and usability.
- ◆ Comes with Rhino's CIS vibration dampening handles.
- ◆ Handle-mounted stop switch.
- ◆ Ergonomically designed handle with an integrated throttle.
- ◆ Prime bulb, for easy starting.
- ◆ Legendary reliability: Honda GX35 4-stroke industrial engine. This tool has passed the stringent Honda US Certification process.
- ◆ Steel skid plate protects the engine and provides rugged durability.



GPD-45 Multi Pro XA

Item Code: **RPEDNGPD45XA**
Comes with 1", 1-3/4", and 2" Chuck-Lok™ Adapters

Item Code: **RPEDNGPD45XAU**
Comes with U-Channel Chuck

- ◆ This driver is best suited to primarily driving U-Channel.
- ◆ The XA model was designed at the request of sign installers, municipalities, and rental houses.
- ◆ The XA model is the Multi Pro with the extended anvil and longer Chuck-Lok already installed.
- ◆ This makes it truly a 4 bolt change to switch to channel posts, square tubes, and back to rounds.
- ◆ The XA weighs in only 7lbs heavier than the standard Multi Pro and is primarily designed for higher productivity and U-channel sign installers.

2-1/2" Master Chuck-Lok™ for use with all GPD -45 Post Driver Models

RPEDGPDZCH25AMC 2-1/2" Master Chuck-Lok™ w/Locking Nut

Post Drive Chuck Adapters for use with the 2-1/2" Master Chuck-Lok™

RPEDZCH25A1	1" ID Chuck-Lok™ Adapter for posts 0" to 7/8" Best suited for driving electrical ground rod.
RPEDZCH25A175	1-3/4" ID Chuck-Lok™ Adapter for posts 1-1/8" to 1-5/8"
RPEDZCH25A2	2" ID Chuck-Lok™ Adapter for posts 1-3/8" to 1-7/8"
RPEDZCH25ATS	Tent Stake Chuck-Lok™ Adapter Ideally suited for the rigors of tent stake installation.

Gas Post Driver Lubricant

RPEDNGPD45ZPDL Gas Operated Post Driver Lubricant - 12 Pack



Multi-Pro Municipality Post Drive Kit

RPEDGPD45DRIVEKIT	Multi-Pro Municipality Drive Kit includes: <ul style="list-style-type: none"> • Short Chuck Tube (RPEDZCH25ASB) • 1-3/4" Square Anchor Drive Cap for 1-1/2" ID Posts (RPEDZCH25ASBD175) • 2" Square Anchor Drive Cap for 1-3/4" ID Posts (RPEDZCH25ASBD2) • 2-1/4" Square Post Anchor Drive Cap for 2" ID Posts (RPEDZCH25ASBD225) • 2-1/2" Square Post Anchor Drive Cap for 2-1/4" ID Posts (RPEDZCH25ASBD25) • U-Channel Post Slotted Chuck (RPEDZCH25ASC) • U-Channel Post Anvil (RPEDZCH25AEA)
--------------------------	---



Multi-Pro U-Channel Post Drive Kit

RPEDZCH25ACK	U-Channel Post Drive Kit includes: <ul style="list-style-type: none"> • Slotted Chuck Adapter (RPEDZCH25ASC) • Extended Anvil Chuck Adapter (RPEDZCH25AEA)
---------------------	---



Multi-Pro Square Post Drive Kits

RPEDZCH25STDK175	Multi-Pro 1-3/4" Square Tube Drive Kit includes: <ul style="list-style-type: none"> • Short Chuck Tube • 1-3/4" Square Anchor Drive Cap for 1-3/4" ID Post
RPEDZCH25STDK2	Multi-Pro 2" Square Tube Drive Kit includes: <ul style="list-style-type: none"> • Short Chuck Tube • 2" Square Anchor Drive Cap for 2" ID Post
RPEDZCH25STDK225	Multi-Pro 2-1/4" Square Tube Drive Kit includes: <ul style="list-style-type: none"> • Short Chuck Tube • 2-1/4" Square Anchor Drive Cap for 2-1/4" ID Post
RPEDGPD45STDK25	Multi-Pro 2-1/2" Square Tube Drive Kit includes: <ul style="list-style-type: none"> • Short Chuck Tube • 2-1/2" Square Anchor Drive Cap for 2-1/4" ID Post

PD-55 Medium-Duty Post Driver



Item Code: **RPEDPD55**
 Air Consumption: 42 CFM @ 90psi
 (1.19m³/min @ 6.21 Bar)
 Weight: Approx. 54.6 lbs. (24.8kg)



Chuck Adapters



- ◆ Easily operated by one man and is the perfect choice for driving all types of steel posts!
- ◆ Drivers are fast, safe, portable, and will increase productivity while reducing costs!
- ◆ For nearly forty years, the legendary PD-55 and its predecessor the PD-50 have been the productivity leaders in post driving.
- ◆ At just 54 pounds, the brutally tough PD-55 is capable of handling your toughest applications quickly and efficiently.
- ◆ The PD-55 is ideally suited for driving t-posts, ground rod, tent stakes, grape stakes, delineator posts, form pins and fence posts up to 3-3/4".

3-7/8" ID Master Chuck for use with the PD-55 Medium-Duty Post Driver

RPEDZCH378	3 7/8" ID Master Chuck (included w/RPEDPD55)
-------------------	--

Post Drive Chuck Adapters for use with the 3-7/8" ID Master Chuck

RPEDZCH378A10	1" ID Chuck Adapter for posts from 0" to 7/8". Best suited for driving electrical ground rod.
RPEDZCH378A15	1-1/2" ID Chuck Adapter for posts 7/8" to 1-3/8"
RPEDZCH378A20	2" ID Chuck Adapter for posts 1-3/8" to 1-7/8"
RPEDZCH378A20H	2" ID Heavy-Duty Chuck Adapter for posts from 1-3/8" to 1-7/8". Ideal for tent stake installation.
RPEDZCH378A25	2-1/2" ID Chuck Adapter for posts 1-7/8" to 2-3/8"
RPEDZCH378A30	3" ID Chuck Adapter for posts 2-3/8" to 2-7/8"
RPEDZCH378A35	3-1/2" ID Chuck Adapter for posts 2-7/8" to 3-1/8"
RPEDZCH378AC112	1.2-1.5# U-Channel Post Drive Chuck Adapter accommodates 1.2 to 1.5 lb. U-Channel Posts
RPEDZCH378AC2	2-2.75# U-Channel Post Drive Chuck Adapter accommodates 2 to 2-3/4 lb. U-Channel Posts
RPEDZCH378AC3	3-4# U-Channel Post Drive Chuck Adapter accommodates 3 to 4 lb. U-Channel Posts
RPEDZCH40626	4" x 4" Wood Post Drive Chuck (4-1/16" x 4-1/16")

Schedule 40 Pipe Drive Caps for use with the 3-7/8" ID Master Chuck

RPEDZCH378AS40D2	2" Schedule 40 Pipe Drive Cap w/T-Bar & Clip
RPEDZCH378AS40D25	2-1/2" Schedule 40 Pipe Drive Cap w/T-Bar & Clip
RPEDZCH378AS40D3	3" Schedule 40 Pipe Drive Cap w/T-Bar & Clip

U-Channel Post Breakaway Anchor Driver

for use with the 3-7/8" ID Master Chuck

RPEDZCH378ACB	U-Channel Post Anchor Drive Chuck Adapter
----------------------	---

Drive Cap for use with the U-Channel Post Breakaway Anchor Drive Chuck Adapter

RPEDZCH378ACBD	U-Channel Drive Cap
-----------------------	---------------------

Square Post Breakaway Anchor Drive Chuck Adapter & Puller

for use with the 3-7/8" ID Master Chuck

RPEDZCH378ASB	Square Post Drive Chuck Adapter
RPEDZSP	Square Post Stub Puller Chuck Adapter

Drive Caps (Low Drive Extension) for use with the Square Post Breakaway Anchor Chuck Adapter

RPEDZCH378ASBD125	1-1/4" Square Drive Cap (1" pin)
RPEDZCH378ASBD15	1-1/2" Square Drive Cap (1-1/4" pin)
RPEDZCH378ASBD175	1-3/4" Square Drive Cap (1-1/2" pin)
RPEDZCH378ASBD2	2" Square Drive Cap (1-3/4" pin)
RPEDZCH378ASBD225	2-1/4" Square Drive Cap (2" pin)
RPEDZCH378ASBD25	2-1/2" Square Drive Cap (2-1/4" pin)



Filter Regulator



Filter Regulator Carrier



Air Hose Assembly



Air Hose Whip



Complete Transport Kit

Accessories for the PD-55 Medium-Duty Post Driver

RPEDPD55ZFRL	Filter Regulator Lubricator
RPEDPD55ZFLC	Carrier for Filter Regulator Lubricator
RPEDPD55ZHA100	Air Hose Assembly with 100' of 3/4" Diameter Hose
RPEDPD55ZHA25	Air Hose Assembly with 25' of 3/4" Diameter Hose
RPEDPD55ZHAXX	Air Hose Assembly with Custom Length of 3/4" Diameter Hose
RPEDPD55ZHQC	Air Hose Quick Coupler
RPEDPD55ZHQCSC	Quick Coupler Safety Clips
RPEDPD55ZH059	Air Hose Whip 5' 9"
RPEDPD55ZH152	Air Hose Whip 15' 2"
RPEDPD55ZTPORTCART	Transport Cart Only

Kits for the PD-55 Medium-Duty Post Driver

RPEDPD55ZKTV	Throttle Valve Kit with 5' Hose Whip
RPEDPD55ZKTV16	Throttle Valve Kit with 16' Hose Whip
RPEDPD55ZTPORTKIT	Complete Transport Kit includes the following items:

- PD-55 Post Driver • PDT-55 Transport Cart • 4 Chuck Adapters (chuck selection is customizable to fit your needs) • 15'2" Air Hose • Throttle Valve Kit • Filter-Regulator Lubricator • Extra Washers & Bolts • Extra Safety Clips • 1 qt Non-Detergent Oil • Operating & Safety Instructions

Replacement Parts for the PD-55 Medium-Duty Post Driver

RPEDPD55ZZBODY	Replacement Body
RPEDPD55ZZFILTER	Replacement Filter
RPEDPD55ZZGASKET	Replacement Gasket
RPEDPD55ZZLUBRICATOR	Replacement Lubricator
RPEDPD55ZZPISTON	Replacement Piston
RPEDPD55ZZREGULATOR	Replacement Regulator
RPEDPD55ZZTOPCOVER	Replacement Top Cover Assembly

Hydraulic Post Driver (Chuck-Lok™)



HPD 60 Medium-Duty Post Driver with 2-1/2" Master Chuck-Lok™

Item Code: **RPEDYHPD6025**

Oil flow, gpm: 8

Working psi: 1750 | Max. return psi: 220

Blow frequency, bpm: 1380 | Blow energy, lb/ft: 70

Vibration level (3 axis) m/s²: <9.6

Weight: Approx. 60.5 lbs. | Length (w/o Chuck): 26"



Chuck Adapters

- ◆ The Rhino® HPD 60, a high-performance hydraulic post driver, is perfect for fencing, road signs, farm, ranch, forestry, vineyards, guardrail, anchors, tent stakes – essentially any driving job. Capable of driving nearly any post profile, this driver is a hydraulic powerhouse! For taller applications utilize the remote valve.
- ◆ Unlike other hydraulic drivers, the RHINO® HPD 60 is nearly maintenance free. Continuous component lubrication keeps maintenance at a minimum and extends tool life.
- ◆ The RHINO® HPD 60 can be used with the HPP 13V or HPP 18V Power Packs as well as other hydraulic power systems such as utility truck or mini excavator with the use of Rhino's flow control devices.

2-1/2" Master Chuck-Lok™ for use with the HPD 60 Medium-Duty Post Driver

RPEDZCH25	2-1/2" Chuck-Lok™ w/Locking Nut (included w/RPEDYHPD6025)
------------------	---

Post Drive Chuck Adapters

for use with the 2-1/2" Master Chuck-Lok™

RPEDZCH25A1	1" ID Chuck-Lok™ Adapter for posts 0" to 7/8" Best suited for driving electrical ground rod.
RPEDZCH25A175	1-3/4" ID Chuck-Lok™ Adapter for posts 1-1/8" to 1-5/8"
RPEDZCH25A2	2" ID Chuck-Lok™ Adapter for posts 1-3/8" to 1-7/8"

Large Chuck Adapter Plate

for use with the 2-1/2" Master Chuck-Lok™

RPEDZCH25LP	Large Chuck Adapter Plate Required to modify the Chuck-Lok™ system to accept larger chucks
--------------------	--

U-Channel Post Drive Kit

for use with the 2-1/2" Master Chuck-Lok™

RPEDZCH25ACK	U-Channel Post Drive Kit includes: • Slotted Chuck Adapter (RPEDZCH25ASC) • Extended Anvil Chuck Adapter (RPEDZCH25AEA)
---------------------	---



Rhino Hydraulic Flex Power Packs are superior to other brands due to the cooling system that allows the hydraulic pressure to remain stronger than the competition once it gets hot.

Power Packs & Accessories for use with HPD-60 Medium-Duty Post Driver

RPEDYZHPP13	HPP 13V Hydraulic Flex Power Pack
RPEDYZHPP18V	HPP 18V Hydraulic Flex Power Pack
RPEDYZHPPOFD	Hydraulic Oil Flow Divider allows tool to be powered with other sources such as a skid steer or mini excavator (not necessary if using Rhino Power Packs). (Includes 12" Hose Whip)
RPEDYZHERV	Hydraulic Remote Valve (Includes 6" Hose Whip and 6' Hose)
RPEDYZHEH20	Hydraulic Extension Hose 20 ft
RPEDYZHEH33	Hydraulic Extension Hose 30 ft

Hydraulic Tools

for use with the HPP 13V™ or HPP 18V™ Power Packs

RPEDYHCS14	14" Hydraulic Cut Off Saw
RPEDYHCS16	16" Hydraulic Cut Off Saw
RPEDYHCS18	18" Hydraulic Cut Off Saw
RPEDYHCS20	20" Hydraulic Cut Off Saw
RPEDYHBR22	HBR22 Hydraulic Chipping Hammer
RPEDYHBR60106	HBR60 Hydraulic Breaker with 1-1/4" x 6" -or- 1-1/8" x 6" Shank
RPEDYHBR6011256	HBR60 Hydraulic Breaker with 1-1/8" (1.125") x 6" Shank
RPEDYHBR601256	HBR60 Hydraulic Breaker with 1-1/4" (1.25") x 4" Shank
RPEDYHBR9011256	HBR90 Hydraulic Breaker with 1-1/8" (1.125") x 6" Shank
RPEDYHBR901256	HBR90 Hydraulic Breaker with 1-1/4" (1.25") x 6" Shank
RPEDYHCD14	Hydraulic Hand Core Drill with 1" - 4" Drill Diameter
RPEDYHCD214	Hydraulic Hand Core Drill with 2" - 14" Drill Diameter
RPEDYHED	HED Earth Auger
RPEDYHWP2	HWP2 Hydraulic Water Pump with 2" x 33' Discharge Hose
RPEDYHWP3	HWP3 Hydraulic Water Pump with 3" x 33' Discharge Hose
RPEDYHWP4	HWP4 Hydraulic Water Pump with 4" x 33' Discharge Hose

POSTS • BRACKETS • HARDWARE



Chipping Hammer

Cut Off Saw Blade is NOT Included

HBR60 Breaker

Hand Core Drill

Earth Auger

HBR90 Breaker

HWP2 Water Pump

HWP3 Water Pump

HWP4 Water Pump



HPD 60 Medium-Duty Post Driver

Item Code: **RPEDYHPD60378**
 Oil flow, gpm: 8
 Working psi: 1750 | Max. return psi: 220
 Blow frequency, bpm: 1380 | Blow energy, lb/ft: 70
 Vibration level (3 axis) m/s²: <9.6
 Weight: Approx. 60.5 lbs. | Length (w/o Chuck): 26"



Chuck Adapters

- ◆ The Rhino® HPD 60 is a high-performance hydraulic post driver is perfect for fencing, road signs, farm, ranch, forestry, vineyards, guardrail, anchors, tent stakes – essentially any driving job. Capable of driving nearly any post profile, this driver is a hydraulic powerhouse! For taller applications utilize the remote valve.
- ◆ Unlike other hydraulic drivers the RHINO® HPD 60 is nearly maintenance free. Continuous component lubrication keeps maintenance at a minimum and extends tool life.
- ◆ The RHINO® HPD 60 can be used with the HPP 13V or HPP 18V Power Packs as well as other hydraulic power systems such as utility truck or mini excavator with the use of Rhino's flow control devices.



Rhino Hydraulic Flex Power Packs are superior to other brands due to the cooling system that allows the hydraulic pressure to remain stronger than the competition once it gets hot.

3-7/8" ID Master Chuck for use with the HPD 60 Medium-Duty Post Driver

RPEDZCH378	3 7/8" ID Master Chuck (included w/RPEDYHPD60378)
------------	---

Post Drive Chuck Adapters for use with the 3-7/8" ID Master Chuck

RPEDZCH378A10	1" ID Chuck Adapter for posts from 0" to 7/8". Best suited for driving electrical ground rod.
RPEDZCH378A15	1-1/2" ID Chuck Adapter for posts 7/8" to 1-3/8"
RPEDZCH378A20	2" ID Chuck Adapter for posts 1-3/8" to 1-7/8"
RPEDZCH378A20H	2" ID Heavy-Duty Chuck Adapter for posts from 1-3/8" to 1-7/8". Ideal for tent stake installation.
RPEDZCH378A25	2-1/2" ID Chuck Adapter for posts 1-7/8" to 2-3/8"
RPEDZCH378A30	3" ID Chuck Adapter for posts 2-3/8" to 2-7/8"
RPEDZCH378A35	3-1/2" ID Chuck Adapter for posts 2-7/8" to 3-1/8"
RPEDZCH378AC112	1-1.5# U-Channel Post Drive Chuck Adapter accommodates 1 to 1-1/2 lb. U-Channel Posts
RPEDZCH378AC2	2 to 2-3/4" U-Channel Post Drive Chuck Adapter accommodates 2 to 2-3/4 lb. U-Channel Posts
RPEDZCH378AC3	3-4# U-Channel Post Drive Chuck Adapter accommodates 3 to 4 lb. U-Channel Posts

Schedule 40 Pipe Drive Caps for use with the 3-7/8" ID Master Chuck

RPEDZCH378AS40D2	2" Schedule 40 Pipe Drive Cap w/T-Bar & Clip
RPEDZCH378AS40D25	2-1/2" Schedule 40 Pipe Drive Cap w/T-Bar & Clip
RPEDZCH378AS40D3	3" Schedule 40 Pipe Drive Cap w/T-Bar & Clip

U-Channel Post Breakaway Anchor Driver for use with the 3-7/8" ID Master Chuck

RPEDZCH378ACB	U-Channel Post Anchor Drive Chuck Adapter
---------------	---

Drive Cap for use with the U-Channel Post Breakaway Anchor Drive Chuck Adapter

RPEDZCH378ACBD	U-Channel Drive Cap
----------------	---------------------

Square Post Breakaway Anchor Drive Chuck Adapter & Puller for use with the 3-7/8" ID Master Chuck

RPEDZCH378ASB	Square Post Driver Chuck Adapter
RPEDZSP	Square Post Stub Puller Chuck Adapter

Drive Caps (Low Drive Extension) for use with the Square Post Breakaway Anchor Chuck Adapter

RPEDZCH378ASBD125	1-1/4" Square Drive Cap (1" pin)
RPEDZCH378ASBD15	1-1/2" Square Drive Cap (1-1/4" pin)
RPEDZCH378ASBD175	1-3/4" Square Drive Cap (1-1/2" pin)
RPEDZCH378ASBD2	2" Square Drive Cap (1-3/4" pin)
RPEDZCH378ASBD225	2-1/4" Square Drive Cap (2" pin)
RPEDZCH378ASBD25	2-1/2" Square Drive Cap (2-1/4" pin)

Power Packs & Accessories for use with HPD-60 Medium-Duty Post Driver

RPEDYZHPP13	HPP 13V Hydraulic Flex Power Pack
RPEDYZHPP18V	HPP 18V Hydraulic Flex Power Pack
RPEDYZHPPOFD	Hydraulic Oil Flow Divider allows tool to be powered with other sources such as a skid steer or mini excavator. (Includes 12" Hose Whip)
RPEDYZHERV	Hydraulic Remote Valve (Includes 6" Hose Whip and 6' Hose)
RPEDYZHEH20	Hydraulic Extension Hose 20 ft
RPEDYZHEH33	Hydraulic Extension Hose 30 ft

Hydraulic Tools for use with the HPP 13V™ or HPP 18V™ Power Packs

RPEDYHCS14	14" Hydraulic Cut Off Saw
RPEDYHCS16	16" Hydraulic Cut Off Saw
RPEDYHCS18	18" Hydraulic Cut Off Saw
RPEDYHCS20	20" Hydraulic Cut Off Saw
RPEDYHBR22	HBR22 Hydraulic Chipping Hammer
RPEDYHBR60106	HBR60 Hydraulic Breaker with 1-1/4" x 6" -or- 1-1/8" x 6" Shank
RPEDYHBR6011256	HBR60 Hydraulic Breaker with 1-1/8" (1.125") x 6" Shank
RPEDYHBR601256	HBR60 Hydraulic Breaker with 1-1/4" (1.25") x 6" Shank
RPEDYHBR9011256	HBR90 Hydraulic Breaker with 1-1/8" (1.125") x 6" Shank
RPEDYHBR901256	HBR90 Hydraulic Breaker with 1-1/4" (1.25") x 6" Shank
RPEDYHCD14	Hydraulic Hand Core Drill 1" - 4" Drill Diameter
RPEDYHCD214	Hydraulic Hand Core Drill 2" - 14" Drill Diameter
RPEDYHED	HED Earth Auger
RPEDYHWP2	HWP2 Hydraulic Water Pump with 2" x 33' Discharge Hose
RPEDYHWP3	HWP3 Hydraulic Water Pump with 3" x 33' Discharge Hose
RPEDYHWP4	HWP4 Hydraulic Water Pump with 4" x 33' Discharge Hose

Cut Off Saw Blade is NOT Included



HBR60 Breaker

HBR90 Breaker



Earth Auger

HWP2 Water Pump

HWP3 Water Pump

HWP4 Water Pump

2017 | Catalog#10

Manual Drive Caps & Post Drivers

U-CHANNEL  SQUARE  ROUND  UNIVERSAL 



RPEMMDH8
One Man Post Driver
Heavy Duty
60.25" Long | 43.7 Lbs.
4.125" I.D.

TOP
SELLER



RPECHRP100
Steel Drive Cap for
2-3/8" Round Posts
Weight: 3 Lbs



RPECCH30100
Steel Drive Cap for
2 lb. U-Channel
Weight: 4.5 Lbs



RPECCH17BIGBOYDRIVE
Big Boy Drive Cap
for 3 to 4 lb. U-Channel
Weight: 18 Lbs




RPECCHDRCAP2145Q
Drive Cap for 2.25" & 2.5"
Square Post
RPECCHDRCAP2005Q
Drive Cap for 2" Square Post



Manual Post Pullers



RPEPH7
Jack Base and
Heavy Duty Handle
(Puller Not Included)



RPEPH4A
Detachable Puller
Use with RPEPH7



RPEPUJACK
U-Jack
U-Channel & Square
Post Puller (Detachable
puller NOT required)
RPEPUJACKPIN
Replacement Pin for U-Jack



RPEPEZCRANK
E-Z CRANK POST PULLER
Pull post, including post mounted
in concrete, out of the ground with
no effort and no mess.
(Detachable puller NOT required)



RPEPPL3
PL-3 Hydraulic Post Puller Jack

Rhino® Jack
RPEPMP3
(includes jack
and handle only)

Rhino® Jack
RPEPMP3AG
(includes jack,
handle with
chain and
post grabber)



Accessories for PL-3 and MP-3

RPEPMP3Z220422
(A) Chain Assembly
for MP-3

RPEPPL3HP070416
Replacement Handle
for PL-3

RPEPPL3Z071040
(B) Detachable Post Grabber
for PL-3/MP-3

RPEPPL3Z071041
Detachable Panel Post Grabber
for PL-3/MP-3

RPEPPL3Z071042
Detachable Tent Stake Grabber
for PL-3/MP-3



POSTS • BRACKETS • HARDWARE

JackJaw® Extractors make an easy task of pulling stakes and posts driven in soil. JackJaws can not be used for removing post embedded in concrete - soil installations only. With a couple pumps of the handle, stakes and posts break loose. The jaw and lever mechanism allow you to pull stakes and posts straight up out of the ground without bending them, preserving the posts and stakes for hundreds of repeated uses.



JackJaw® 500 Series Super Puller 28:1 mechanical advantage



- RPEPJACKJJ0500 (u-channels)
- RPEPJACKJJ0504 (2 to 2-1/2" square)
- RPEPJACKJJ0505 (2-1/4" to 3" round)
- RPEPJACKJJ0510 (1-1/4" to 2" square)
- RPEPJACKJJ0511 (3-1/4" to 3-1/2" square)
- RPEPJACKJJ0515 (1-3/4" to 2-1/4" square)
- RPEPJACKJJ0550 (1/2" to 3-1/2" wood)

JackJaw® 300 Series 16:1 mechanical advantage

- RPEPJACKJJ0300 (u-channel)
- RPEPJACKJJ0304 (2 to 2-1/2" square)
- RPEPJACKJJ0305 (2-1/4" to 3" round)
- RPEPJACKJJ0310 (1-1/4" to 2" square)
- RPEPJACKJJ0311 (3-1/4" to 3 1/2" square)
- RPEPJACKJJ0315 (1 3/4" to 2 1/4" square)
- RPEPJACKJJ0350 (1/2" to 3-1/2" wood)



JackJaw® 400 Series with Folding Handle 16:1 mechanical advantage



- RPEPJACKJJ0400 (u-channels/gas probe)
- RPEPJACKJJ0404 (2" to 2 1/2" square)
- RPEPJACKJJ0405 (2.25" to 3" O.D. round)



JackJaw® 300 Conversion Kits

- RPEPJACKJJZKSC300 convert to u-channel posts
- RPEPJACKJJZKSC304 convert to 2"-2.5" square posts
- RPEPJACKJJZKSC305 convert to 2.25"-3" round posts
- RPEPJACKJJZKSC310 convert to 1.25"-2" square posts



JackJaw® Conversion Kits



JackJaw® 500 Conversion Kits

- RPEPJACKJJZKSC500 convert to u-channel posts
- RPEPJACKJJZKSC504 convert to 2"-2.5" square posts
- RPEPJACKJJZKSC305 convert to 2.25"-3" round posts

JackJaw® Parts & Accessories



Replacement Jaws
RPEPJACKJJZKJCA0006 (includes hardware)
for JackJaw® 300, 400 or 500 Series



Comfort Grip
RPEPJACKJJZAC0001
for JackJaw® Handles




Link Arm Kit
RPEPJACKJJZKLI0300PR
to upgrade single blade to clevis
for JackJaw® 300 & 500 Series

Heavy Nylon Carry Bags

- RPEPJACKJJZPA0008
for JackJaw® 400 Series
- RPEPJACKJJZPA0009
for JackJaw® 300 & 500 Series

Brackets for Signal or Utility Pole Mounting



RPBCT4
4.5" x 2.5"
Flat Blades
Bell Wing
Bracket
(50/Box)




RPBCT8 - 14.5" Long
Flat or Extruded
Cantilever Wing Bracket
(10/Box)



RPBCT800 - 24" Long
Flat or Extruded
Cantilever Wing Bracket
(15/Box)


Bracket Hardware & Tools Sold Separately



RHSLA
Snap Lock Assembly



RPBCT830 - 30" Long
Flat or Extruded
Cantilever Wing Bracket
(10/Box)



RPBCT836 - 36" Long
Flat or Extruded
Cantilever Wing Bracket
(10/Box)



RHSSKT100
Allen Wrench Tool
For Set Screws
and RHBHP76




RHSSK56
Stainless Steel
Set Screw
(100/Box)



RHSSHN8
5/16"
Stainless Steel
Nut



RHSSHB516
5/16" x 18 x 3/4"
Stainless Steel
Bolt



Bell Wing Bracket
RPBCTBW12 - 12" (50/Box)
(Requires single strap)
RPBCTBW18 - 18" (50/Box)
RPBCTBW24 - 24" (25/Box)
Sign attaches with 5/16" bolts.
Hardware NOT Included.

Strap or Bolt to Post or Wall

Stainless Steel Strapping Kits & Tools

Buckle Bracket Kit




RHSSBB7
Each kit contains everything needed, including hardware, to mount 1 sign to a post that is 4" - 12" in diameter.

Build Your Own Kit



RHSSBPLUS4
Plus 4 Sign Bracket
For Posts Over 4" in Diameter



RHSSBMINUS4
Minus 4 Sign Bracket
For Posts 4" in Diameter or Less



RHSSBC
Cantilever Sign Bracket



RHSSHB516
5/16" x 18 x 3/4"
Stainless Steel Bolt



RHSSHN8 5/16"
Stainless Steel Nut
(Only required for cantilever bracket)



RHSSHB516
5/16" x 18 x 3/4"
Stainless Steel Bolt

Snap Lock Assembly




RHSLA
Snap Lock Assembly
9/16" x 40" strap fits post from 1-3/4" to 12-1/4" in diameter.

Strapping Tools



RHSSMODELC1
Strap Cutter



RHSSMODELP1
Ratchet Type
Strapping Tool



RHSSMODELCO01
Spinner Type Strapping Tool

Screw type hose clamp style for sign mounting.

Needs only a screwdriver to tighten.

CHOOSE

Stainless Steel Bracket and ADD Nuts & Bolts to attach signs.

*2 brackets needed to mount 1 sign to a post.



RHSSBPLUS4
Plus 4 Sign Bracket
For Posts Over 4" in Diameter



RHSSBMINUS4
Minus 4 Sign Bracket
For Posts 4" in Diameter or Less



RHSSHB516
5/16" x 18 x 3/4"
Stainless Steel Bolt



RHSSHN8 5/16"
Stainless Steel Nut
(Only required for cantilever)

Special Stainless Steel Alloys Available for Saltwater Environments. Call for Details

Brackets for Overhead Span Wire Mounting



- ◆ Made from cast aluminum
- ◆ Swivels 360°
- ◆ Recommended for Traffic Signs ONLY - up to 24" x 30"
- ◆ Mounts on cables up to 3/8"
- ◆ Unassembled

RPBOHGR80

LIGHT-DUTY



Allows Sign to Swing Freely in the Wind.

RPBOHPCSWING

HEAVY-DUTY

Sign Length	Number of Brackets	Inset Distance from Edge of Sign
up to 42"	1	centered
42" - 66"	2	3"
67" - 84"	2	6"
85" - 102"	2	12"
103" - 120"	2	16"
over 120"	3	centered & 16"



- ◆ Made from plated steel and aluminum
- ◆ Swivels 360-degrees and adjusts for tilt.
- ◆ Mounts on cables up to 3/8"
- ◆ Pre-assembled for quick installation

RPBOHCOMM77

MEDIUM-DUTY

**• IN STOCK •
May Be ORDERED Individually or in a Box of 10**


- ◆ Heavy-duty, 4 and 8 gauge steel
- ◆ 3-way adjustable
- ◆ Net weight 4.8 lbs.
- ◆ Mounts on cables up to 3/8"
- ◆ Pre-assembled for quick hassle free installation



Overhead Mast Arm "Mast-o-Brackets"



HEAVY-DUTY



Main Cable Mount Assembly

RPBOHMWCMZ8214 - The main assembly is the bracket at the center of the Mast-O-Bracket system.

Cable Assembly

RPBOHMWCMZ8213 - (2 required per mount)
Length: 50" including threaded connector, 1.5" long 3/8"-16 TPI and 1.375" long 5/16" HEX. Nylon locking nut with washer provided. Free end of cable welded to prevent fraying.

Sign Mounting Clamp

The number of sign mounting clamps are determined by the length of sign and should be spaced accordingly. Refer to chart (shown at left).

RPBOHMWCMZ8300 - 8" Sign Mounting Clamp for using 12" signs with the Mast-o-Bracket.

RPBOHMWCMZ8301 - 16" Sign Mounting Clamp for using 18" or larger signs with the Mast-o-Bracket.

Schedule 40 Pipe (1.5" Diameter - No Slot)

RPBOHMWCMZP24 - 24" long pipe for up to 36" sign

RPBOHMWCMZP36 - 36" long pipe for 37" - 48" sign

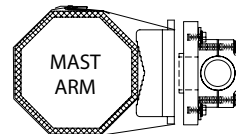
RPBOHMWCMZP40 - 40" long pipe for 49" - 66" sign

RPBOHMWCMZP60 - 60" long pipe for 67" - 84" sign

RPBOHMWCMZP72 - 72" long pipe for 85" - 96" sign

RPBOHMWCMZP84 - 84" long pipe for up to 97" - 120" sign

KIT ITEM #	Fits Signs Sizes	Main Cable Mount Assembly KIT QTY	50" Cable Assemblies KIT QTY	1.5" diameter Schedule 40 Pipe LENGTH	16" long Sign Mounting Clamps KIT QUANTITY
RPBOHMWCM30036	up to 36"	1	2	24" long	2
RPBOHMWCM30048	37" - 48"	1	2	36" long	2
RPBOHMWCM30066	49" - 66"	1	2	40" long	2
RPBOHMWCM30084	67" - 84"	1	2	60" long	4
RPBOHMWCM30096	85" - 96"	1	2	72" long	4
RPBOHMWCM30120	97" - 120"	1	2	84" long	4



Attachment to Mast Arm Options:

Use Stainless Steel Cables with Hardware provided in kits. Other cable lengths available. All kits come unassembled. Call for quote.



Overhead Mast Arm Brackets



MEDIUM-DUTY

RPBOHCOM88

- ◆ Medium-Duty, made from plated steel and aluminum
- ◆ Use stainless steel strapping for mounting (sold separately)
- ◆ Pre-assembled for quick hassle free installation
- ◆ May be ordered individually or in a box of 10

MORE Brackets, Strapping, Hardware & Tools Available

RHSLA
Snap Lock Assembly



RHSS3430
3/4"x.030"x100'
Stainless Steel Strapping

2017 | Catalog#10

POSTS • BRACKETS • HARDWARE

X-Tube Flexible Sign Posts

- ◆ Lightweight, durable plastic sign posts bend when struck, rebound to vertical position and won't damage vehicles like steel posts.
- ◆ The white X-Tube Post is a 1.75" square post supported by two internal, corner-to-corner reinforcing cross beams.
- ◆ Made from UV-stabilized polymers, the posts offer superior impact resistance and withstand all weather conditions.
- ◆ Surface Mount Base accepts both the X- and Y-Tubes or 1.75" square steel tube and locks securely in place with a simple bolt or quick-release pin.

RPOFPSPXTUBEWH(XXX) - White Sign Post, drilled for 12" x 18" sign
 48" (048) | 60" (060) | 72" (072) | 78" (078) | 84" (084) | 96" (096) | 108" (108)

RPOFPSPZXTUBECAP - Black Post Cap

RPOFZPXTUBEBASE800QR - Quick Release Pin



Surface Mount
 Anchor Screws for Concrete
RHSMSCA1240 - 1/2" x 4"
RHSMSCA3825 - 3/8" x 2-1/2"

Surface Mount
 Anchor Screws for Asphalt
RHSMSCA3840 - 3/8" x 4"

RPOFPSPZXTUBEBASE
 Surface Mount Base

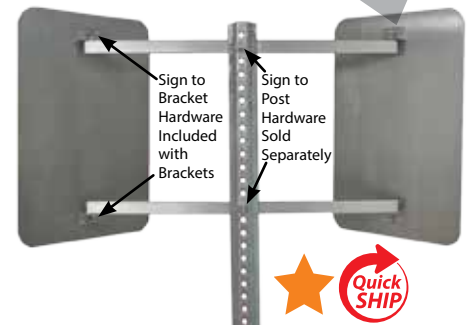
RPOFZPXTUBEBASEYETI
 "The Yeti" 40# Portable Base



Add-On Brite-Max Post Reflectors for enhanced safety and visibility!



For Maximum Visibility use Fluorescent Yellow Chevrons. Call for a quote.



Pedestal Base



RPOGP4
 14" Cast Iron Base With 4' Pipe.
 Weighs 27 lbs.

Cast Iron Pedestal Bases are drilled for mounting signs:
 - 12" x 18"
 - 18" x 24"
 - 24" x 24"

Hardware Package for mounting sign to GP Pedestal
RH6GPE01


RPOGP5WHEELKIT
 Optional Wheel Kit attaches to Cast Iron Pedestal Base to make the base portable and easy to transport.
 Hardware Included.

Item #	Description
RPBCAB2	Chevron Adjustable Bracket fits 12" x 18", 18" x 24" and 24" x 30" Chevrons
RPBCAB3	Chevron Adjustable Bracket fits 24"x30" and 30"x36" Chevrons
S1824W18(H)A	18" x 24" Chevron Sign
S2430W18(H)A	24" x 30" Chevron Sign
RPOCG123	12FT • 3LB Galvanized U-Channel Post
RHB51625C	5/16" x 2-1/2" Zinc Carriage Bolt
RHW516NYLON	5/16" Nylon Washer
RHN516VPA	5/16" Breakaway Vandal Proof Nut
BA080(H) (YE)0330BM	3" x 30" Brite-Max Reflector

IMPACT recovery SYSTEMS™

Sta-Rite Flexible Sign Posts

- ◆ For permanent use within parking lots and garages or where occasional bumping by vehicles can damage traditional signposts causing costly repairs or replacement.
- ◆ Premium Flexible Post is constructed of white powder coated aluminum.
- ◆ Outer optional, durable plastic, yellow bollard prevents bumper damage to post and simulates a formidable concrete barrier for added conspicuity.
- ◆ Asphalt, concrete, or in-ground installation. *(Bases Sold Separately)*
- ◆ Unit has a reactive spring assembly that allows the signpost to be bumped by vehicles, rebound, and return upright.
- ◆ Complete with two (2) brackets and required bracket hardware.
- ◆ Black post black cap is included.
- ◆ Supports signs up to: • Aluminum 12" x 18" • HDPE (plastic) up to 18" x 24"



ITEM CODE	Post Height	for Base Style	Bollard
RPOFPSISRB060Q	60"	Quick Release	Includes Bollard
RPOFPSISRB060F	60"	Fixed	
RPOFPSISRB078F	78"	Fixed	
RPOFPSISRB102F	102"	Fixed	
RPOFPSISRN060Q	60"	Quick Release	NO Bollard
RPOFPSISRN060F	60"	Fixed	
RPOFPSISRN078Q	78"	Quick Release	
RPOFPSISRN078F	78"	Fixed	
RPOFPSISRN078D	78"	Drivable	
RPOFPSISRN102F	102"	Fixed	



Flexible Sign Posts

- ◆ Standard version of the Sta-Rite Aluminum posts.
- ◆ Post is made of white HDPE (hi-density plastic)
- ◆ Post black cap is included.
- ◆ No sign holes punched in posts. *(Bases Sold Separately)*
- ◆ Supports signs up to:
 - Aluminum 12" x 18"
 - HDPE up to 18" x 24"

ITEM CODE	Post Height	Post Color	for Base Style
RPOFPSISPPWH060QN	60"	White	Quick Release
RPOFPSISPPWH060FN	60"		Fixed
RPOFPSISPPWH066QN	66"		Quick Release
RPOFPSISPPWH066FP	66"		Fixed
RPOFPSISPPWH066DN	66"		Drivable
RPOFPSISPPYE060FN	60"	Yellow	Fixed
RPOFPSISPPYE060QN	60"		Quick Release
RPOFPSISPPOR060FN	60"	Orange	Fixed
RPOFPSISPPOR066FN	66"		Fixed

Flexible Sign Post Bases

ITEM CODE	Description
RPOFZISMFBK	Fixed Black Base
RPOFZIQRFBASEBK	Quick Release Black Base
RPOFZIDB218SQ12	Drivable Base
RPOFZIQRPBASE	Quick Release Portable One Base
RHSMSLS12	Anchor Kit includes 4 Lag Screws for attaching base to ground



Drivable Base



Fixed Base



Quick Release Base



Anchor Kit



Portable One Base

PRE-DESIGNED PACKAGES

CLARKSDALE

The Clarksdale Packages are our most cost-effective ornamental packages.










Pre-designed packages save time and money.

NOTE: All Signs come standard with High Intensity Prismatic (HIP) sheeting. All Street Name Signs come standard as a Flat, Double-Faced Sign Blade. Bases, Posts, Brackets and Hardware are powder coated semi-gloss black for an elegant look.




*Specify Breakaway Ground Mount

ITEM CODE	Ground Type
RPORZVR1P330RNC	New Concrete
RPORZVR330R	Soft Soil
RPORZVR330RC	Existing Concrete
OPOZEUGPBSB100BK	Surface Mount


4-Way Intersection Package Options		Standard Ground Mount Package Codes	Breakaway Mount* Package Codes
Post System with Stop Sign & (2) 6" x 30" Blades	 For use on low volume roads with Speed Limits of 25 MPH or less	O10100	O11100
Post System with (2) 6" x 30" Blades		O10200	O11200
Post System with Stop Sign & (2) 9" x 36" Blades	 For use on higher volume, conventional roads with Speed Limits over 25 MPH	O10150	O11150
Post System with (2) 9" x 36" Blades		O10250	O11250
Traffic Sign Package Options		Standard Ground Mount Package Codes	Breakaway Mount* Package Codes
Post System with 30" STOP Sign		O10300	O11300
Post System with 36" YIELD Sign		O10400	O11400
Post System with 30" Warning Sign (Specify MUTCD Sign Code)		O10500	O11500
Post System with 24" x 30" SPEED LIMIT Sign (Specify Speed)		O10650	O11650
Post System with 12" x 18" Parking Sign (Specify Sign Legend)	  	O10700	O11700

CLARKSDALE



Package Post come in pre-determined 10', 12' or 14' length that ensure the signs meet Federal mounting height requirements.

3" Round Fluted Aluminum Post
OPOR3AF(XX)125BK



Post Base
OPOZBR35B33BK

Post System



5.5" Crosspiece
OSIZ1CRP990FBK



5.5" Round Post Cap
OSIZ1R3P993FBK



12" Crosspiece
OSIZ1CRJ412CFBK

12" Round Post Cap
OSIZ1R3J412RFBK

(Sign brackets include black set screws)

Sign Brackets




Round Post Anchor Plate
BA080APLATE238
(keeps post from rotating)



Self Tapping Metal Screw
RH141HEX
(2 screws included in package)

Standard Ground Mount



OPOZEUGPBSB100BK
Surface Mount

RPORZVR1P330RNC - New Concrete
RPORZVR330R - Soft Soil
RPORZVR330RC - Existing Concrete

Breakaway Mount



Closure Cap
OPOZFR3CPCLCAP30BK
for Traffic Sign Post System
(includes black set screws)

Closure Cap

Sign Blades **MAH(X)D0630SBM42N** - 6" x 30"
Sign Blades **MAH(X)D0936SBM63N** - 9" x 36"
Double-Sided | White HIP
(2 sign blades included in package)
Choose Standard Color Scheme (X)

(A) **White on Green**

(B) **White on Blue**

(C) **White on Brown**

(D) **Black on White**


(E) **White on Black**

Sign Blades




Decorative Top Finial
OPOZF1317FBK
(includes black set screw)


Decorative Top Finial




30" x 30" STOP Sign
S3030R11HA
HIP Sheeting




36" x 36" x 36" YIELD Sign
S3636R12HA
HIP Sheeting



30" x 30" Warning Sign
S3030(XXX)HA
HIP Sheeting
**Specify Legend*




24" x 30" SPEED LIMIT Sign
S2430R21(XX)HA
HIP Sheeting
**Specify Speed*




12" x 18" Parking Sign
S1218(XXXX)HA
HIP Sheeting
**Specify Legend*

Traffic Signs




U-Bolt Clamps
OTSBZR3UBCLAMP3BK
(Set of 2 included in each package for mounting traffic sign to post)


U-Bolt Clamps




30" x 30" Laminate Vinyl Backer
OTSBL3030BK




36" x 36" x 36" Laminate Vinyl Backer
OTSBL3636BK



30" x 30" Laminate Vinyl Backer
OTSBL3030BK



24" x 30" Laminate Vinyl Backer
OTSBL2430BK



12" x 18" Laminate Vinyl Backer
OTSBL1218BK

Traffic Sign Backers

RH141HEXSETTER
Driver For Self-Tapping Screws

Installation Tools
SOLD Separately



RHBSKT100
Allen Wrench Tool
For Set Screws












NATCHEZ

The Natchez Packages are the simplistic, sleek and modern version of the Oxford Packages.

Pre-designed packages save time and money.

NOTE: All Signs come standard with High Intensity Prismatic (HIP) sheeting. All Street Name Signs come standard as a Flat, Double-Faced Sign Blade. Bases, Posts, Brackets and Hardware are powder coated semi-gloss black for an elegant look.



4-Way Intersection Package Options		Standard Ground Mount Package Codes	Breakaway Mount* Package Codes
Post System with Stop Sign & (2) 6" x 30" Blades	 For use on low volume roads with Speed Limits of 25 MPH or less	O20100	O21100
Post System with (2) 6" x 30" Blades		O20200	O21200
Post System with Stop Sign & (2) 9" x 36" Blades	 For use on higher volume, conventional roads with Speed Limits over 25 MPH	O20150	O21150
Post System with (2) 9" x 36" Blades		O20250	O21250
Traffic Sign Package Options		Standard Ground Mount Package Codes	Breakaway Mount* Package Codes
Post System with 30" STOP Sign		O20300	O21300
Post System with 36" YIELD Sign		O20400	O21400
Post System with 30" Warning Sign (Specify MUTCD Sign Code)		O20500	O21500
Post System with 24" x 30" SPEED LIMIT Sign (Specify Speed)		O20650	O21650
Post System with 12" x 18" Parking Sign (Specify Sign Legend)	  	O20700	O21700

*Specify Breakaway Ground Mount

ITEM CODE	Ground Type
RPORZVR1P330RNC	New Concrete
RPORZVR330R	Soft Soil
RPORZVR330RC	Existing Concrete
OPOZEUGPBSB100BK	Surface Mount

PRE-DESIGNED PACKAGE COMPONENTS

NATCHEZ




Package Posts come in pre-determined 10', 12' or 14' lengths that ensure your signs meet the Federal mounting height requirements. Posts are pre-drilled to eliminate field drilling!

3" Round Steel Post
OPOR35(XX)14BK(P2)




Post Base - **OPOZBR39993BK**
(includes 2 set screws)




Cantilever Wing Brackets
OSIZZUNCT800BK - 24" Long
(2 brackets and black set screws included in package)

Sign Brackets




Round Post Anchor Plate
BA080APLATE238
(keeps post from rotating)



Self Tapping Metal Screw
RH141HEX
(2 screws included in package)


Standard Ground Mount



OPOZEUGPBSB100BK
Surface Mount

RPORZVR1P330RNC - New Concrete
RPORZVR330R - Soft Soil
RPORZVR330RC - Existing Concrete

Breakaway Mount



Pineapple Finial
OPOZFR3657MDBK
(includes 3 black set screws)

Finial

Sign Blades **MAH(X)D06305BM42N** - 6" x 30"
Sign Blades **MAH(X)D09365BM63N** - 9" x 36"
Double-Sided | White HIP
(2 sign blade sets included in package)
Choose Standard Color Scheme (X)

(C)
White on Brown


(A)
White on Green

(B)
White on Blue

(D)
Black on White


(E)
White on Black

Sign Blades




Hardware Set **OZHRH03**
(Set of 4 for mounting 2 sign brackets to post)


Hardware Set




30" x 30"
STOP Sign
S3030R11HA
HIP Sheeting




36" x 36" x 36"
YIELD Sign
S3636R12HA
HIP Sheeting



30" x 30"
Warning Sign
S3030(XXX)HA
HIP Sheeting
**Specify Legend*




24" x 30"
SPEED LIMIT Sign
S2430R21(XX)HA
HIP Sheeting
**Specify Speed*




12" x 18"
Parking Sign
S1218(XXXX)HA
HIP Sheeting
**Specify Legend*

Traffic Signs




U-Bolt Clamps
OTSBRZ3UBCLAMP3BK
(Set of 2 included in each package for mounting traffic sign to post)


U-Bolt Clamps




30" x 30"
Laminate Vinyl Backer
OTSBL3030BK




36" x 36" x 36"
Laminate Vinyl Backer
OTSBL3636BK



30" x 30"
Laminate Vinyl Backer
OTSBL3030BK




24" x 30"
Laminate Vinyl Backer
OTSBL2430BK



12" x 18"
Laminate Vinyl Backer
OTSBL1218BK


Traffic Sign Backers



RH141HEXSETTER
Driver For Self-Tapping Screws

Installation Tools
SOLD Separately

RHBSSKT100
Allen Wrench Tool
For Set Screws



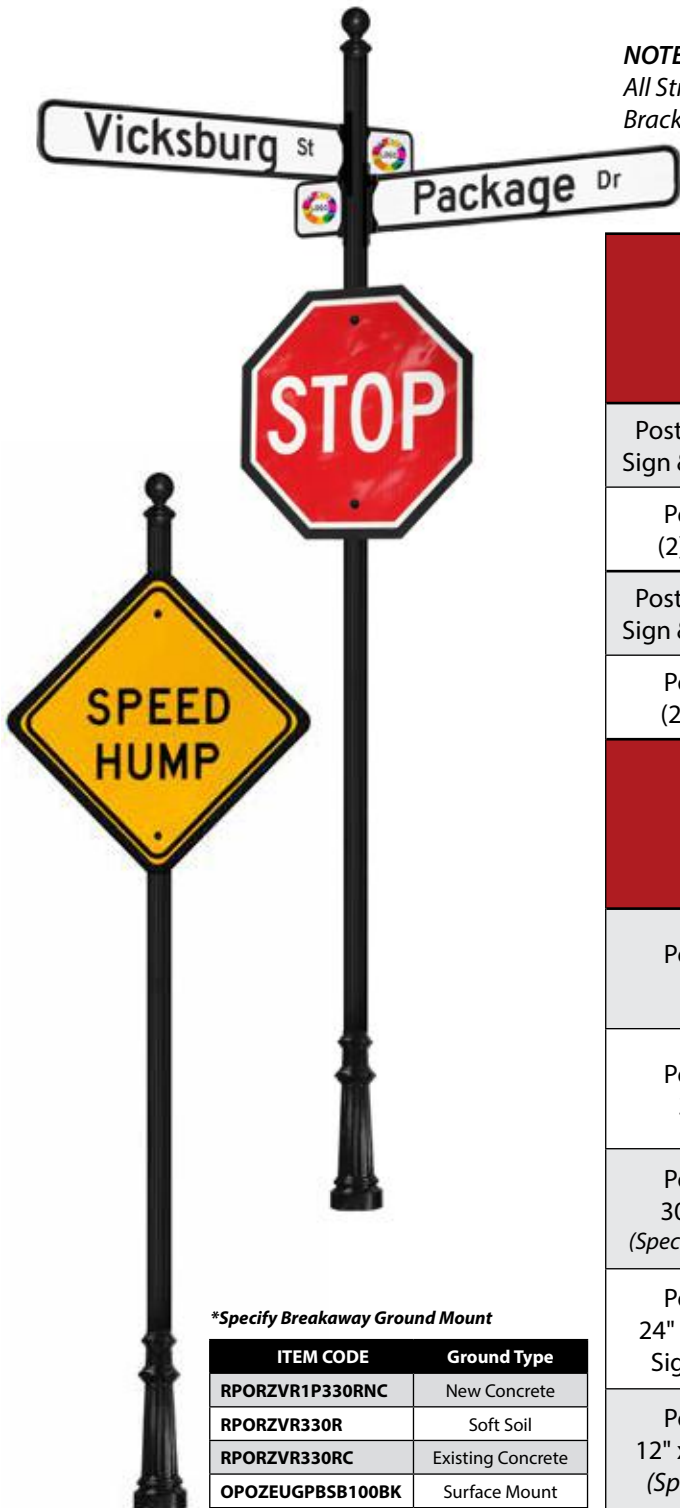
PRE-DESIGNED PACKAGES

VICKSBURG

The Vicksburg Packages provide a unique and stark contrast to the other package design options.










Pre-designed packages save time and money.

NOTE: All Signs come standard with High Intensity Prismatic (HIP) sheeting. All Street Name Signs come standard as a Flat, Double-Faced Sign Blade. Bases, Posts, Brackets and Hardware are powder coated semi-gloss black for an elegant look.





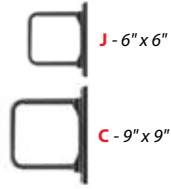
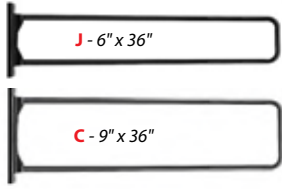
*Specify Breakaway Ground Mount




ITEM CODE	Ground Type
RPORZVR1P330RNC	New Concrete
RPORZVR330R	Soft Soil
RPORZVR330RC	Existing Concrete
OPOZEUGPBSB100BK	Surface Mount






4-Way Intersection Package Options		Standard Ground Mount Package Codes	Breakaway Mount* Package Codes
Post System with Stop Sign & (2) 6" x 36" Blades	 For use on low volume roads with Speed Limits of 25 MPH or less	030100	031100
Post System with (2) 6" x 36" Blades		030200	031200
Post System with Stop Sign & (2) 9" x 36" Blades	 For use on higher volume, conventional roads with Speed Limits over 25 MPH	030150	031150
Post System with (2) 9" x 36" Blades		030250	031250
Traffic Sign Package Options		Standard Ground Mount Package Codes	Breakaway Mount* Package Codes
Post System with 30" STOP Sign		030300	031300
Post System with 36" YIELD Sign		030400	031400
Post System with 30" Warning Sign (Specify MUTCD Sign Code)		030500	031500
Post System with 24" x 30" SPEED LIMIT Sign (Specify Speed)		030650	031650
Post System with 12" x 18" Parking Sign (Specify Sign Legend)	  	030700	031700















VICKSBURG

 <p>Package Posts come in pre-determined 10', 12' or 14' lengths that ensure your signs meet the Federal mounting height requirements. Posts are pre-drilled to eliminate field drilling!</p> <p>3" Round Fluted Aluminum Post OPOR3AF(XX)125BK(P3)</p>	 <p>Post Base OPOZBR35B33BK</p>	 <p>Logo Trim Bracket OSIZ3UN(J/C)TRIMLOGOBK (2 brackets included in package)</p>	 <p>Sign Trim Bracket OSIZ3UN(J/C)TRIM36BK (2 brackets included in package)</p>
---	---	--	---


 <p>Round Post Anchor Plate BA080APLATE238 (keeps post from rotating)</p> <p>Self Tapping Metal Screw RH141HEX (2 screws included in package)</p>	 <p>OPOZEUGP5B100BK Surface Mount</p> <p>RPORZVR1P330RNC - New Concrete RPORZVR330R - Soft Soil RPORZVR330RC - Existing Concrete</p>	 <p>Ball Finial OPOZFR3FINB3BK (includes 3 black set screws)</p>
--	---	--

<p>Sign Blades MAH(X)D(0636)TBM42N - 6" x 36" Sign Blades MAH(X)D(0936)TBM63N - 9" x 36" Sign Logo Blades OSI3(J/C)LOGOHWH - (J) 6" x 6" (C) 9" x 9" Double-Sided White High Intensity Sheeting (2 sign blades & 2 logo plaques included in package) Choose Standard Color Scheme (X)</p> <div style="display: flex; justify-content: space-around;"> <div data-bbox="279 1102 694 1165">  <p>White on Green</p> </div> <div data-bbox="710 1102 1125 1165">  <p>Black on White</p> </div> </div> <div style="display: flex; justify-content: space-around;"> <div data-bbox="279 1176 694 1239">  <p>White on Blue</p> </div> <div data-bbox="710 1176 1125 1239">  <p>White on Black</p> </div> </div>	 <p>Hardware Set OZHRH03L3 (Set of 4 for mounting 2 sign brackets to post)</p>
---	---

 <p>30" x 30" STOP Sign S3030R11HA HIP Sheeting</p>	 <p>36" x 36" x 36" YIELD Sign S3636R12HA HIP Sheeting</p>	 <p>30" x 30" Warning Sign S3030(XXX)HA HIP Sheeting <i>*Specify Legend</i></p>	 <p>24" x 30" SPEED LIMIT Sign S2430R21(XX)HA HIP Sheeting <i>*Specify Speed</i></p>	 <p>12" x 18" Parking Sign S1218(XXXX)HA HIP Sheeting <i>*Specify Legend</i></p>	 <p>U-Bolt Clamps OTSBR3UBCLAMP3BK (Set of 2 included in each package for mounting traffic sign to post)</p>
--	--	---	--	---	--

 <p>33" x 33" Aluminum Plate OTSBP30300BK</p>	 <p>39" x 39" x 39" Aluminum Plate OTSBP3636TBK</p>	 <p>33" x 33" Aluminum Plate OTSBP3030DBK</p>	 <p>27" x 33" Aluminum Plate OTSBP2430BK</p>	 <p>15" x 21" Aluminum Plate OTSBP1218BK</p>	<p>RH141HEXSETTER Driver For Self-Tapping Screws</p> <p>Installation Tools <i>SOLD Separately</i></p>  <p>RHBSKT100 Allen Wrench Tool For Set Screws</p>
--	---	---	--	---	--










OXFORD



The Oxford Packages are based on our original and most popular ornamental system.

Pre-designed packages save time and money.

NOTE: All Signs come standard with High Intensity Prismatic (HIP) sheeting. All Street Name Signs come standard as a Flat, Double-Faced Sign Blade. Bases, Posts, Brackets and Hardware are powder coated semi-gloss black for an elegant look.

4-Way Intersection Package Options		Standard Ground Mount Package Codes	Breakaway Mount* Package Codes
Post System with Stop Sign & (2) 30" Blades	 For use on low volume roads with Speed Limits of 25 MPH or less	O40100	O41100
Post System with (2) 30" Blades		O40200	O41200
Post System with Stop Sign & (2) 36" Blades	 For use on higher volume, conventional roads with Speed Limits over 25 MPH	O40150	O41150
Post System with (2) 36" Blades		O40250	O41250
Traffic Sign Package Options		Standard Ground Mount Package Codes	Breakaway Mount* Package Codes
Post System with 30" STOP Sign		O40300	O41300
Post System with 36" YIELD Sign		O40400	O41400
Post System with 30" Warning Sign <i>(Specify MUTCD Sign Code)</i>		O40500	O41500
Post System with 24" x 30" SPEED LIMIT Sign <i>(Specify Speed)</i>		O40650	O41650
Post System with 12" x 18" Parking Sign <i>(Specify Sign Legend)</i>	  	O40700	O41700

*Specify Breakaway Ground Mount

ITEM CODE	Ground Type
RPORZVR1P330RNC	New Concrete
RPORZVR330R	Soft Soil
RPORZVR330RC	Existing Concrete
OPOZEUGPBSB100BK	Surface Mount

PRE-DESIGNED PACKAGE COMPONENTS

OXFORD

 <p>Package Posts come in pre-determined 10', 12' or 14' lengths that ensure your signs meet the Federal mounting height requirements. Posts are pre-drilled to eliminate field drilling!</p> <p>3" Round Steel Post OPOR35(XX)14BK</p>	 <p>Post Base - OPOZBR39993BK (includes 2 set screws)</p> <p style="writing-mode: vertical-rl; transform: rotate(180deg);">Post System</p>	 <p>Dogwood Sign Arm Brackets OSIZ4UN(J/C)DOGWDLDBK J - 30" C - 36" (2 brackets included in package)</p> <p style="writing-mode: vertical-rl; transform: rotate(180deg);">Sign Brackets</p>	 <p>Black Torx Head Screws OZHRHBT140 (included with sign arm brackets for mounting 2 belt lip design street name signs to sign arm brackets)</p> <p style="writing-mode: vertical-rl; transform: rotate(180deg);">Hardware Set</p>		
 <p>Round Post Anchor Plate BA080APLATE238 (keeps post from rotating)</p> <p>Self Tapping Metal Screw RH141HEX (2 screws included in package)</p> <p style="writing-mode: vertical-rl; transform: rotate(180deg);">Standard Ground Mount</p>	 <p>OPOZEUGPBSB100BK Surface Mount</p> <p>RPORZVR1P330RNC - New Concrete RPORZVR330R - Soft Soil RPORZVR330RC - Existing Concrete</p>	 <p style="writing-mode: vertical-rl; transform: rotate(180deg);">Breakaway Mount</p>	 <p>Spear Finial OPOZFR39516MDBK (includes 3 black set screws)</p> <p style="writing-mode: vertical-rl; transform: rotate(180deg);">Finial</p>		
<p>Double-Sided Sign Blades OSI41001(J/C)HWH J - 30" x 11" C - 36" x 13.5" White High Intensity Sheeting (2 sign blades included in package) Choose Standard Color Scheme (X)</p> <div style="display: flex; justify-content: space-around;"> <div data-bbox="486 955 758 1071"> <input type="checkbox"/> (A)  White on Green </div> <div data-bbox="829 955 1101 1071"> <input type="checkbox"/> (B)  White on Blue </div> </div> <div style="display: flex; justify-content: space-around; margin-top: 10px;"> <div data-bbox="143 1113 414 1228"> <input type="checkbox"/> (C)  White on Brown </div> <div data-bbox="486 1113 758 1228"> <input type="checkbox"/> (D)  Black on White </div> <div data-bbox="829 1113 1101 1228"> <input type="checkbox"/> (E)  White on Black </div> </div> <p style="writing-mode: vertical-rl; transform: rotate(180deg);">Sign Blades</p>			 <p>Hardware Set OZHRH03 (Set of 4 for mounting 2 sign brackets to post)</p> <p style="writing-mode: vertical-rl; transform: rotate(180deg);">Hardware Set</p>		
<div style="display: flex; justify-content: space-around;"> <div data-bbox="87 1291 255 1470">  30" x 30" STOP Sign S3030R11HA HIP Sheeting </div> <div data-bbox="271 1291 454 1470">  36" x 36" x 36" YIELD Sign S3636R12HA HIP Sheeting </div> <div data-bbox="470 1291 638 1470">  30" x 30" Warning Sign S3030(XXX)HA HIP Sheeting <i>*Specify Legend</i> </div> <div data-bbox="670 1291 805 1470">  24" x 30" SPEED LIMIT Sign S2430R21(XX)HA HIP Sheeting <i>*Specify Speed</i> </div> <div data-bbox="837 1291 1021 1470">  12" x 18" Parking Sign S1218(XXXX)HA HIP Sheeting <i>*Specify Legend</i> </div> </div> <p style="writing-mode: vertical-rl; transform: rotate(180deg);">Traffic Signs</p>					 <p>U-Bolt Clamps OTSBRZ3UBCLAMP3BK (Set of 2 included in each package for mounting traffic sign to post)</p> <p style="writing-mode: vertical-rl; transform: rotate(180deg);">U-Bolt Clamps</p>
<div style="display: flex; justify-content: space-around;"> <div data-bbox="103 1659 239 1848">  30" x 30" Steel Frame OTSBF30300BK </div> <div data-bbox="279 1659 462 1848">  36" x 36" x 36" Steel Frame OTSBF3636TBK </div> <div data-bbox="502 1659 654 1848">  30" x 30" Steel Frame OTSBF3030DBK </div> <div data-bbox="718 1659 813 1848">  24" x 30" Steel Frame OTSBF2430BK </div> <div data-bbox="885 1659 973 1848">  12" x 18" Steel Frame OTSBF1218BK </div> </div> <p style="writing-mode: vertical-rl; transform: rotate(180deg);">Traffic Sign Frames</p>					 <p>RH141HEXSETTER Driver For Self-Tapping Screws</p> <p>Installation Tools <i>SOLD Separately</i></p> <p>RHBSKT100 Allen Wrench Tool For Set Screws</p> <p>RHBTB14 Torx Head Screw Bit</p> <p>Extension RHBTHB3</p>

EASY ORDER CHECKLIST

THE CLARKSDALE STREET NAME SYSTEM

STEP 1

Choose a 3" OD Post Style:



Smooth Finish Steel Post



Fluted Finish Aluminum Post

STEP 2

Choose a Post Length:

10' 12' 14'

MUTCD Guidance: When not using a breakaway anchor, posts should be embedded in concrete and buried 2ft in the ground. Proper Mounting height is 7ft foot from the bottom of sign to the road surface.

STEP 3

Choose a Breakaway System:

- Concrete Surface Mount V-Loc: Soft Soil
 V-Loc: Existing Concrete V-Loc: New Concrete
 Non-Breakaway Anchor Plate None

STEP 4

Choose a Post Base:

9993-27" SB-33-24" 8397-8.5" None

NOTE: Posts *must* be ordered separately.



- ◆ **8397: 8½" Tall Base:** Attach directly to a 3" round post with 3 set screws, included. **OPOZBR38397ABK**
- ◆ **9993: 27" Tall Aluminum Base** Easy to install. This base clamshells around new or existing poles and lock together using steel fasteners. Tightens to the post with 2 set screws, included.
- ◆ **SB-33: 24" Tall Aluminum Base** Easy to install. This base clamshells around new or existing poles and lock together using steel fasteners.



OPOZBR38397ABK

OPOZBR39993BK OPOZBR3SB33BK

STEP 5

Choose a Sign Blade Size:

30" Sign Blade

- ◆ For use on low volume roads with Speed Limits 25 MPH or less



- ◆ 4" Letter Height *minimum*

- ◆ Use with 5½" Premium Sign Brackets

36" Sign Blade

- ◆ For use on higher volume, conventional roads with Speed Limits over 25 MPH



- ◆ 6" Letter Height *minimum*

- ◆ Use with 12" Jumbo Sign Brackets

Sizes follow the guidelines in the MUTCD (Manual on Uniform Traffic Control Devices), the national standard used for all roads, including private roads open to public travel.

STEP 6

Choose a Sign Bracket Style:

5½" Premium

- ◆ For use with 30" Blades

12" Jumbo

- ◆ For use with 36" Blades



OSIZ1R3P993FBK
3" OD Round Post Cap



OSIZ1R3J412RFBK
3" OD Round Post Cap



OSIZ1CRP990FBK
Crosspiece



OSIZ1CRJ412CFBK
Crosspiece

12" Jumbo Brackets support the 36" sign blades created for the implementation of 6" copy on street name signs.

EASY ORDER CHECKLIST

The Clarksdale Street Name System is our most cost effective ornamental system. Utilize our tried and true modular components including 3" posts, post bases, post top brackets and finials to create a strong and reliable system. Powder coated semi-gloss black for an elegant look.

NOTE: All Signs come standard with High Intensity Prismatic (HIP) sheeting and as a Flat, Double-Faced Sign Blade, unless otherwise requested.

STEP 7

Choose a Sign Style:

Standard




OPOZF1317FBK



Standard w/317F Top Finial

Deluxe (Routed Sign)



STEP 8

Choose Sign Color Scheme:

- White on Green
- White on Blue
- White on Brown
- Black on White
- White on Black
- Other/Custom _____



MUTCD Guidance: Acceptable alternative background colors to Green are Blue, Brown or White. The legend shall be White, except for Black on White signs. Custom colors require adequate contrast.

STEP 9

Choose Sign Border Style:

- NONE
- Edge - Should use on dark backgrounds
- Inset - Should use on white backgrounds

MUTCD Guidance: Borders are optional, but if used, must be the same color as the letters.

STEP 10

Choose Font/Prefix/Suffix:

Letter Font

- Highway Gothic
- Custom Font _____

MUTCD Guidance: Street Name Signs shall be composed of a combination of upper and lower case letters.

Prefix/Suffix

- Full Size
- Half Size

MUTCD Guidance: Prefix/Suffix Height may be smaller than the height of the primary copy and may be abbreviated. No punctuation is to be used.

STEP 11

Choose Sign Hole Punch:

- NONE
- Vandal Resistant VPA12 Bolt thru

STEP 12

Choose Traffic Sign:

- 30" STOP
- 36" Yield
- NONE
- 30" Warning Sign _____
- Other _____



STEP 13

Choose Traffic Sign Backer:

- NONE
- Plate
- Frame
- Laminate



STEP 14

Choose Traffic Sign Hardware:

- U-Bolt Clamp



(Set of 2)
for 3" O.D.
Post

OTSBR3UBCLAMP3BK

EASY ORDER CHECKLIST

THE NATCHEZ STREET NAME SYSTEM

STEP 1

Choose a 3" OD Post Style:



Smooth Finish Steel Post



Fluted Finish Aluminum Post

STEP 2

Choose a Post Length:

10' 12' 14'

MUTCD Guidance: When not using a breakaway anchor, posts should be embedded in concrete and buried 2ft in the ground. Proper mounting height is 7 ft from the bottom of sign to the road surface.

STEP 3

Choose a Breakaway System:

- Concrete Surface Mount V-Loc: Soft Soil
 V-Loc: Existing Concrete V-Loc: New Concrete
 Non-Breakaway Anchor Plate None

STEP 4

Choose a Post Base:

9993- 27" SB-33- 24" 8397- 8.5" None

NOTE: Posts must be ordered separately.



◆ **8397: 8½" Tall Base:**
Attach directly to a 3" round post with 3 set screws, included. **OPOZBR38397ABK**



◆ **9993: 27" Tall Aluminum Base**
Easy to install. This base clam-shells around new or existing poles and lock together using steel fasteners. Tightens to the post with 2 set screws, included.



◆ **SB-33: 24" Tall Aluminum Base**
Easy to install. This base clam-shells around new or existing poles and lock together using steel fasteners.

OPOZBR39993BK OPOZBR35B33BK

STEP 5

Choose a Post Top Finial:



Pineapple



Spear



Ball

OPOZFR3657MDBK

OPOZFR39516MDBK

OPOZFR3FINB3BK

◆ 3 black set screws to attach to the post are included. The allen wrench to tighten set screws is NOT included.

STEP 6

Choose a Sign Blade Size:

30" Sign Blade

◆ For use on low volume roads with Speed Limits 25 MPH or less

SPEED LIMIT 25

◆ 4" Letter Height *minimum*

◆ Use with Sign Arm or #800 Cantilever Wing Brackets

36" Sign Blade

◆ For use on higher volume, conventional roads with Speed Limits over 25 MPH

SPEED LIMIT 30

◆ 6" Letter Height *minimum*

◆ Use with Sign Arm or #800 Cantilever Wing Brackets

Sizes follow the guidelines in the MUTCD (Manual on Uniform Traffic Control Devices), the national standard used for all roads, including private roads open to public travel.

STEP 7

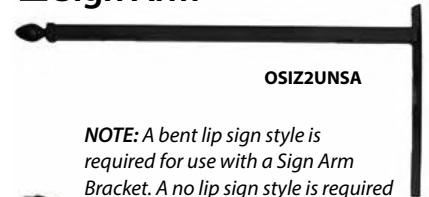
Choose a Sign Bracket:

#800 Cantilever Wing



OISZ2UNCT800BK
24" Long

Sign Arm



OISZ2UNSA

NOTE: A bent lip sign style is required for use with a Sign Arm Bracket. A no lip sign style is required for use with Cantilever Wing Bracket.

EASY ORDER CHECKLIST

The Natchez Street Name System is the simplistic, sleek and modern version of our original Oxford System. Utilize our modular components including 3" posts, post bases, sleek sign arm brackets or metro wing brackets and finials to create your own modern system. Powder coated semi-gloss black for an elegant look.

NOTE: All Signs come standard with High Intensity Prismatic (HIP) sheeting and as a Flat, Double-Faced Sign Blade, unless otherwise requested.

STEP 8 Choose a Sign Style:

Standard

Standard Dr

- bent lip
 no lip

Deluxe (Routed Sign)



STEP 9 Choose Sign Color Scheme:

- White on Green
 White on Blue
 White on Brown
 Black on White
 White on Black
 Other/Custom _____



MUTCD Guidance: Acceptable alternative background colors to Green are Blue, Brown or White. The legend shall be White, except for Black on White signs. Custom colors require adequate contrast.

STEP 10 Choose Configuration:

- Offset Offset/Inverted



STEP 11 Choose Sign Border Style:

- NONE
 Edge - Use on dark backgrounds
 Inset - Use on white backgrounds

MUTCD Guidance: Borders are optional, but if used, must be the same color as the letters.

STEP 12 Choose Font/Prefix/Suffix:

Letter Font

- Highway Gothic
 Custom Font _____

MUTCD Guidance: Street Name Signs shall be composed of a combination of upper and lower case letters.

Prefix/Suffix

- Full Size
 Half Size

MUTCD Guidance: Prefix/Suffix Height may be smaller than the height of the primary copy and may be abbreviated. No punctuation is to be used.

STEP 13 Choose Traffic Sign:

- 30" STOP 36" Yield NONE
 30" Warning Sign _____
 Other _____



STEP 14 Choose Traffic Sign Backer:

- NONE Frame
 Plate Laminate



STEP 15 Choose Traffic Sign Hardware:

- U-Bolt Clamp



(Set of 2)
for 3" O.D.
Post

OTSBR3UBCLAMP3BK

EASY ORDER CHECKLIST

THE VICKSBURG STREET NAME SYSTEM

STEP 1

Choose a 3" OD Post Style:



Smooth Finish Steel Post



Fluted Finish Aluminum Post

STEP 2

Choose a Post Length:

10' 12' 14'

MUTCD Guidance: When not using a breakaway anchor, posts should be embedded in concrete and buried 2ft in the ground. Proper Mounting height is 7ft from the bottom of sign to the road surface.

STEP 3

Choose a Breakaway System:

- Concrete Surface Mount V-Loc: Soft Soil
 V-Loc: Existing Concrete V-Loc: New Concrete
 Non-Breakaway Anchor Plate None

STEP 4

Choose a Post Base:

- 9993-27" SB-33-24" 8397-8.5" None


NOTE: Posts must be ordered separately.



OPOZBR39993BK



OPOZBR3SB33BK

- ◆ 8397: 8½" Tall Base: Attach directly to a 3" round post with 3 set screws, included.  OPOZBR38397ABK
- ◆ 9993: 27" Tall Aluminum Base Easy to install. This base clamshells around new or existing poles and lock together using steel fasteners. Tightens to the post with 2 set screws, included.
- ◆ SB-33: 24" Tall Aluminum Base Easy to install. This base clamshells around new or existing poles and lock together using steel fasteners.

STEP 5

Choose a Post Top Finial:



Pineapple

OPOZFR3657MDBK



Spear

OPOZFR39516MDBK



Ball

OPOZFR3FINB3BK

◆ 3 black set screws to attach to the post are included. The allen wrench to tighten set screws is NOT included.

STEP 6

Choose a Deluxe Logo Panel:

Logo Panel with Decorative Trim Bracket

- 6" x 6" 9" x 9" NONE



◆ Decorative Logo Trims hold double sided .080" aluminum flat logo signs without borders.

STEP 7

Choose Sign Color Scheme:

- White on Green
 White on Blue
 White on Brown
 Black on White
 White on Black
 Other/Custom _____

Custom Dr

Custom Dr

Custom Dr

Custom Dr

Custom Dr

MUTCD Guidance: Acceptable alternative background colors to Green are Blue, Brown or White. The legend shall be White, except for Black on White signs. Custom colors require adequate contrast.

EASY ORDER CHECKLIST

The Vicksburg Street Name System provides a unique and stark contrast to the other design options. This system utilizes modular components including 3" posts, post bases, wing mounted street name signs and logo panels mounted within decorative trim brackets. Powder coated semi-gloss black for an elegant look.

NOTE: All Signs come standard with High Intensity Prismatic (HIP) sheeting and as a Flat, Double-Faced Sign Blade, unless otherwise requested.



STEP 8 Choose Sign Blade/Bracket Size:

Sizes follow the guidelines in the MUTCD (Manual on Uniform Traffic Control Devices), the national standard used for all roads, including private roads open to public travel.



6" x 36" Sign Blade with Decorative Trim Bracket

- ◆ For use on low volume roads with Speed Limits 25 MPH or less
- ◆ 4" Letter Height *minimum*
- ◆ Accommodates longer street names than other custom street name systems



OSIZ3UNJTRIM36BK



9" x 36" Sign Blade with Decorative Trim Bracket

- ◆ For use on higher volume, conventional roads with Speed Limits over 25 MPH
- ◆ 6" Letter Height *minimum*




OSIZ3UNCTRIM36BK



9" x 42" Sign Blade

- ◆ For use on higher volume, conventional roads with Speed Limits over 25 MPH
- ◆ 6" Letter Height *minimum*
- ◆ Accommodates longer street names



OSIZ3UNCTRIM42BK



STEP 9 Choose Font/Prefix/Suffix:

Letter Font

- Highway Gothic
- Custom Font _____

MUTCD Guidance: Street Name Signs shall be composed of a combination of upper and lower case letters.

Prefix/Suffix

- Full Size
- Half Size

MUTCD Guidance: Prefix/Suffix Height may be smaller than the height of the primary copy and may be abbreviated. No punctuation is to be used.



STEP 10 Choose Traffic Sign:

- 30" STOP 36" Yield NONE
- 30" Warning Sign _____
- Other _____



STEP 11 Choose Traffic Sign Backer:

- NONE Frame
- Plate Laminate



STEP 12 Choose Traffic Sign Hardware:

- U-Bolt Clamp



(Set of 2)
for 3" O.D.
Post

OTSBR3UBCLAMP3BK

EASY ORDER CHECKLIST

THE OXFORD STREET NAME SYSTEM

STEP 1

Choose a 3" OD Post Style:



Smooth Finish Steel Post



Fluted Finish Aluminum Post

STEP 2

Choose a Post Length:

10' 12' 14'

MUTCD Guidance: When not using a breakaway anchor, posts should be embedded in concrete and buried 2ft in the ground. Proper Mounting height is 7ft from the bottom of sign to the road surface.

STEP 3

Choose a Breakaway System:

- Concrete Surface Mount V-Loc: Soft Soil
 V-Loc: Existing Concrete V-Loc: New Concrete
 Non-Breakaway Anchor Plate None

STEP 4

Choose a Post Base:

- 9993-27" SB-33-24" 8397-8.5" None


NOTE: Posts *must* be ordered separately.



OPOZBR39993BK



OPOZBR3SB33BK

- ◆ **8397: 8½" Tall Base:** Attach directly to a 3" round post with 3 set screws, included.  OPOZBR38397ABK
- ◆ **9993: 27" Tall Aluminum Base** Easy to install. This base clam-shells around new or existing poles and lock together using steel fasteners. Tightens to the post with 2 set screws, included.
- ◆ **SB-33: 24" Tall Aluminum Base** Easy to install. This base clam-shells around new or existing poles and lock together using steel fasteners.

STEP 5

Choose a Post Top Finial:



Pineapple

OPOZFR3657MDBK



Spear

OPOZFR39516MDBK



Ball

OPOZFR3FINB3BK

- ◆ 3 black set screws to attach to the post are included. The allen wrench to tighten set screws is *NOT* included.

STEP 6

Choose a Sign Blade Size:

30" Sign Blade

- ◆ For use on low volume roads with Speed Limits 25 MPH or less



- ◆ 4" Letter Height *minimum*

- ◆ Use with Dogwood -or- Scroll Ornamental Bracket

36" Sign Blade

- ◆ For use on higher volume, conventional roads with Speed Limits over 25 MPH



- ◆ 6" Letter Height *minimum*

- ◆ Use with Dogwood -or- Scroll Ornamental Bracket

Sizes follow the guidelines in the MUTCD (Manual on Uniform Traffic Control Devices), the national standard used for all roads, including private roads open to public travel.

STEP 7

Choose a Sign Bracket:

Dogwood

Scroll



EASY ORDER CHECKLIST

The Oxford Street Name System is our original and most popular ornamental system. Utilize modular components including 3" posts, post bases, ornate welded cantilever wing brackets and finials to create a classic design. Powder coated semi-gloss black for an elegant look.

NOTE: All Signs come standard with High Intensity Prismatic (HIP) sheeting and as a Flat, Double-Faced Sign Blade, unless otherwise requested.


STEP 8

Choose a Sign Style:

Standard

Standard Dr

Deluxe (Routed Sign)



STEP 9

Choose Sign Color Scheme:

- White on Green
- White on Blue
- White on Brown
- Black on White
- White on Black
- Other/Custom _____



MUTCD Guidance: Acceptable alternative background colors to Green are Blue, Brown or White. The legend shall be White, except for Black on White signs. Custom colors require adequate contrast.

STEP 10

Choose Configuration:

Offset

Offset/Inverted



STEP 11

Choose Sign Border Style:

- NONE
- Edge - Use on dark backgrounds
- Inset - Use on white backgrounds

MUTCD Guidance: Borders are optional, but if used, must be the same color as the letters.

STEP 12

Choose Font/Prefix/Suffix:

Letter Font

- Highway Gothic
- Custom Font _____

MUTCD Guidance: Street Name Signs shall be composed of a combination of upper and lower case letters.

Prefix/Suffix

- Full Size
- Half Size

MUTCD Guidance: Prefix/Suffix Height may be smaller than the height of the primary copy and may be abbreviated. No punctuation is to be used.

STEP 13

Choose Traffic Sign:

- 30" STOP 36" Yield NONE
- 30" Warning Sign _____
- Other _____



STEP 14

Choose Traffic Sign Backer:

- NONE Frame
- Plate Laminate



STEP 15

Choose Traffic Sign Hardware:

U-Bolt Clamp



(Set of 2)
for 3" O.D.
Post

OTSBR3UBCLAMP3BK

Smooth -or- Fluted Round Posts

3" Round Fluted or Smooth			
(X) (F) = Fluted (S) = Smooth Aluminum Post			
No Holes or (XX) 8 Holes* = (P) (P2) (P3)			
ITEM CODE	Length	Wall Thickness	
OPOR3A(X)10125BK(XX)	10' (120")	.125"	
OPOR3A(X)12125BK(XX)	12' (144")	.125"	
OPOR3A(X)14125BK(XX)	14' (168")	.125"	
4" Round Fluted or Smooth			
ITEM CODE	Length	Wall Thickness	
OPOR4A(X)10125BK(XX)	10' (120")	.125"	
OPOR4A(X)12125BK(XX)	12' (144")	.125"	
OPOR4A(X)14125BK(XX)	14' (168")	.125"	



3" Round Smooth			
No Holes or (XX) 8 Holes* = (P) (P2) (P3)			
ITEM CODE	Length	Gauge	
OPOR3S1014BK(XX)	10' (120")	14 Gauge	
OPOR3S1214BK(XX)	12' (144")	14 Gauge	
OPOR3S1414BK(XX)	14' (168")	14 Gauge	
4" Round Smooth			
ITEM CODE	Length	Gauge	
OPOR4S1014BK(XX)	10' (120")	14 Gauge	
OPOR4S1214BK(XX)	12' (144")	14 Gauge	
OPOR4S1414BK(XX)	14' (168")	14 Gauge	

NOTE: POSTS TALLER THAN 8' MUST SHIP TRUCK LINE. *Call Customer Service for sign bracket pre-punched hole compatibility information.

Super-Lok Premium Brackets

Brackets & Clamps

5 1/2" slot includes hardware for sign blades.



OSIZ1CRP990FBK
Crosspiece



OSIZ1CRP457FBK
45° Universal



OSIZ1R3P993FBK
Post Cap for 3" Round Post



(Set of 2) Single Bracket
OSIZBR3Z300BK for 3" Round Post
OSIZBR4Z400BK for 4" Round Post



(Set of 2)
U-Bolt Clamps
OSIBZR3UBCLAMP3BK
for 3" Round Post

12" Jumbo Brackets

Bracket Hardware • Tools



OSIZ1CRJ412CFBK
Crosspiece



Post Cap
OSIZ1R3J412RFBK
for 3" Round Post



Black Stainless Steel Set Screw
OZHRHBSK56BLACK - single
OZHRHBSK56BLACKPK - 3 pack



RHBSSKT100
Allen Wrench Tool
For Set Screws



RHBSSKF100
Allen Wrench Tool
For Set Screws

Wing Brackets



Bell Wing Bracket
OSIZ2UNPCTBW12BK - 12" Long
(Requires single strap)
OSIZ2UNPCTBW18BK - 18" Long
OSIZ2UNPCTBW24BK - 24" Long
Sign attaches with 5/16" bolts.
Hardware NOT Included.



Wing Bracket
OSIZ2UNPCT4BK
4.5" x 2.5"



OSIZ2UNCT836BK
36" Long



OSIZ2UNCT830BK
30" Long



OSIZ2UNCT800BK
24" Long



OSIZ2UNCT8BK
14.4" Long

(Cantilever Wing Brackets shown require a "P2" post hole punch pattern)

Round Post Anchors

Round Post Anchor Plate



- ◆ Flush mount helps prevent vehicle rollovers.
- ◆ NCHRP 350 APPROVED allows product to breakaway when hit.
- ◆ Guaranteed re-usability saves time and money for customer.
- ◆ Stabilizer Bar & Bolt for anti-twist and turning.
- ◆ Yield and release method allocates time for post to pop up, allows drivers to drive thru.

NOTE: V-loc soil mounts do not require concrete, saving time on the job-site.

Breakaway System V-Loc Kits		
ITEM CODE	Ground Type	
RPORZVR1P330RNC	New Concrete	
RPORZVR330R	Soft Soil	
RPORZVR330RC	Existing Concrete	




OPOZEUGPBSB100BK
15" Diameter Surface Mount Breakaway System includes replaceable stub

Solve your round post anchoring problem with these anchor plates designed to keep post from turning and reducing the need for concrete.



BA080APLATE238
Fits 2 3/8" - 3" Diameter Posts
7.75" X 6.0"
0.3 Lbs Net Wt.



RH141HEX
Self Tapping Metal Screw
(2 Required)

Round Post Caps & Finials

Sign Top Finial



Bracket Sign Top Adapter Cap
OSIZ1RADAPTER34
Adapts 4" Post to 3" Cap



Bracket Sign Top Adapter Cap
OSIZ1RADAPTER
Adapts 3" Post to 2-3/8" Cap

More Finial Styles Available,
Call for Details



Closure Cap
OPOZFR3CPLCAP30BK
for 3" Round Post



Ball FINR
OPOZFR3FINR3BK
for 3" Round Post



Spear
OPOZFR39516MDBK
for 3" Round Post



Pineapple
OPOZFR3657MDBK
for 3" Round Post



Ball FINB4
OPOZFR4FINB4BK
for 4" Round Post



Acorn FINA4
OPOZFR4FINA4BK
for 4" Round Post



Decorative Top Finial
OPOZF1317FBK

3" Round Post Bases

4" Round Post Bases



8397 Base - 8.5" H
OPOZBR38397ABK
for 3" Round Post



SB-23 - 4" H
OPOZBR35B23BK
for 3" Round Post



SB-93 - 16" H
OPOZBR35B93BK
for 3" Round Post

2PC3 - 24" H
OPOZBR32PC3BK
for 3" Round Post



SB-33 - 24" H
OPOZBR35B33BK
for 3" Round Post



9993 - 27" H
OPOZBR39993BK
for 3" Round Post



SB-94 - 16" H
OPOZBR45B94BK
for 4" Round Post



SB-64 - 18" H
OPOZBR45B64BK
for 4" Round Post



2PC4 - 24" H
OPOZBR42PC4BK
for 4" Round Post



SB-34 - 25" H
OPOZBR45B34BK
for 4" Round Post

Bracket Hardware • Tools

Round Posts Sign Arm Brackets



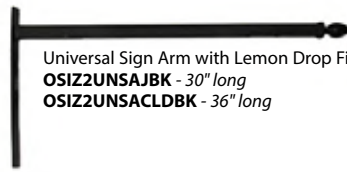
Black Torx Head Screw
OZHRH03
(For mounting bent lip design street name signs to sign arm brackets)



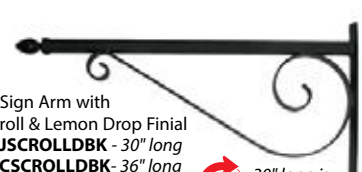
Torx Bit Extension
RHBTHB3 - 3.5"



Torx Head Screw Bit
RHBTHB14



Universal Sign Arm with Lemon Drop Finial
OSIZ2UNSAJBK - 30" long
OSIZ2UNSACLDBK - 36" long



Universal Sign Arm with Ornate Scroll & Lemon Drop Finial
OSIZ4UNJSCROLLDBK - 30" long
OSIZ4UNCSCROLLDBK - 36" long



30" long is quick ship



Universal Sign Arm with Ornate Dogwood & Lemon Drop Finial
OSIZ4UNJDOGWDLDBK - 30" long
OSIZ4UNCDOGWDLDBK - 36" long



Sign arm brackets require "P" post hole punch pattern.



Hardware Sets

- OZHRH03** for Mounting 2 Sign Brackets to 3" Post
- OZHRH04** for Mounting 2 Sign Brackets to 4" Post
- OZHRH03L3** for Mounting Sign Trims Only to 3" Post
- OZHRH04L3** for Mounting Sign Trims Only to 4" Post

Trim Brackets



Logo Trim Bracket
OSIZ3UNJTRIMLOGOBK - 6" x 6"
OSIZ3UNCTRIMLOGOBK - 9" x 9"




Sign Trim Bracket
OSIZ3UNJTRIM36BK - 6" x 36"
OSIZ3UNCTRIM36BK - 9" x 36"
OSIZ3UNCTRIM42BK - 9" x 42"

Post hole punch patterns required: Use "P3" for 6" trims and "P" for 9" trims.

3" and 4" ROUND POSTS • BRACKETS • HARDWARE

2 3/8" Smooth Round Posts



POZ-LOC® Socket System - a simple, cost effective way to install small signs without digging, concrete, threading, or nuts and bolts. Simple to use, a socket assembly includes a 27" socket & wedge. *Post is not included.*

RPORZPOZLOCSW for 2 3/8" O.D. Post



Black Powder Coated Galvanized Steel Post

2 3/8" Round

ITEM CODE	Length	Gauge
OPOZARPORG10BK	10' (120")	16 Gauge
OPOZARPORG12BK	12' (144")	16 Gauge

- ◆ 2 3/8" O.D. Round galvanized steel posts available in 10' and 12' lengths
- ◆ Wall thickness is .065" (16 gauge)



NOTE: THESE POSTS MUST SHIP TRUCK LINE.

Premium Brackets

5 1/2" slot includes hardware for sign blades.



OSIZ1CRP990FBK
Crosspiece



OSIZ1CRP457FBK
45° Universal



OSIZ1R238P922FBK
2 3/8" OD Round Post Cap



OSIZ1CRJ412CFBK
Crosspiece



Post Cap
OSIZ1R238J412RFBK
for 2 3/8" Round Post

12" Jumbo Brackets

Brackets & Clamps



(Set of 2)
Back to Back Bracket
OTSBRZ238PPBZBB832BK
for 2 3/8" O.D. Post



(Set of 2)
Single Bracket
OTSBRZ238Z238BK
for 2 3/8" O.D. Post



(Set of 2) U-Bolt Clamps
OTSBRZ238UBCLAMPBK
for Single Bracket

Sign Top Finial



Decorative Top Sign Finial
OPOZF1317FBK



Bracket Hardware • Tools



Black Stainless Steel Set Screw
OZHRHSSK56BLACK - single
OZHRHSSK56BLACKPK - 3 pack



RHBSSKT100
Allen Wrench Tool
For Set Screws



RHBSSKF100
Allen Wrench Tool
For Set Screws



Closure Cap
OPOZFR238CPLCAPBK
for 2 3/8" Round Post



Dome Cap
OPOZFR238CPCDC250BK
for 2 3/8" Round Post

Wing Brackets



Bell Wing Bracket
OSIZ2UNPCTBW12BK - 12" Long
(Requires single strap)
OSIZ2UNPCTBW18BK - 18" Long
OSIZ2UNPCTBW24BK - 24" Long
Sign attaches with 5/16" bolts.
Hardware NOT Included.


Wing Bracket
OSIZ2UNPCT4BK
4.5" x 2.5"



OSIZ2UNCT800BK
24" Long



OSIZ2UNCT8BK
14.4" Long



OSIZ2UNCT836BK
36" Long

(Cantilever Wing Brackets shown require a "P2" post hole punch pattern)



OSIZ2UNCT830BK
30" Long

Round Post Anchor Plate



BA080APLATE238
Fits 2 3/8" - 3" Diameter Posts
7.75" X 6.0"
0.3 Lbs Net Wt.

Solve your round post anchoring problem with these anchor plates designed to keep post from turning and reducing the need for concrete.



RH141HEX
Self Tapping Metal Screw
(2 Required)



RH141HEXSETTER
Driver For Screws

U-Channel Posts & Accessories

Sign Saver

Place between sign and post and sign will not bend from over tightening.

BA080SAVER



NOTE: POSTS TALLER THAN 8' MUST SHIP TRUCK LINE.

* Base Posts for Breakaway Feature



ITEM CODE	Length	Weight
RPOCG0352*	3.5FT	2LB
OPOZARPOCP062BK	6FT	2LB
OPOZARPOCP082BK	8FT	2LB
OPOZARPOCP102BK	10FT	2LB
OPOZARPOCP122BK	12FT	2LB
OPOZARPOCP123BK	12FT	3LB

BA080APLATEUCH

Anchor Plate

Galvanized anchor plate keeps post firmly in place.

- ◆ Manufactured from high tensile steel.
- ◆ Punched full length with 3/8" holes on 1" centers.
- ◆ Black powder coat over a galvanized finish.
- ◆ Measured by length and pounds per foot.

U-Channel Break-A-Way Systems



Safety Splice System



- ◆ Ingeniously simple design by Chicago Heights Steel.
- ◆ FHWA & AASHTO approved.
- ◆ Posts to 4 lbs.
- ◆ Two special bolts & spacers join base post to top post.



RPOCZSAFETYSPLICE for 1-2½ lb posts
RPOCZSAFETYSPLICE3 for 3-4 lb posts



Lap Splice System

- ◆ Economical breakaway system by Marion Steel.
- ◆ FHWA & AASHTO approved.
- ◆ Posts to 4 lbs.
- ◆ Two special bolts & spacers join base post to top post.

RPOCZLAPSPLICE Silver for 2-2½ lb posts 3/8" x 3/4" x 5"
RPOCZLAPSPLICEG Gold for 3-4 lb posts 1/2" x 3/4" x 5"

U-Channel Post Hardware

Vandal Proof System



RHBS1625OW
One-Way Tamper Bolt
5/16" x 2 1/2"



RHW516NYLON
5/16" Nylon Washer



RHB51625C
5/16" x 2 1/2"
RHB51630CAT
5/16" x 3"
Zinc Carriage Bolt



RHN516VPA - Econo
5/16" Breakaway Vandal Proof Nut



RHN516VPAPREMIUM
5/16" Breakaway Vandal Proof Nut
Made In The U.S.A.

Special System



RHN516FLUTEDA
5/16" Fluted Tamper Resistant Nut



RHTN31
5/16" Tufnut



RHW516
5/16" Zinc Washer



RHN516FLUTEDT2
Tool For Fluted Nut

Standard System



RHW516NYLON
5/16" Nylon Washer



RHW516LOC
5/16" Zinc Lock Washer



RHB51625H
Zinc Hex Bolt
5/16" x 2 1/2"



RHN516
5/16" Zinc Nut

Sign Top Finial

OPOZF1317FBK
Decorative Sign Top Finial



OSIZ1CRP990FBK
Crosspiece



OSIZ1CRP457FBK
45° Universal



OSIZ1U180P91UFNUBK
180° U-Channel Cap



OSIZ1U90P91UFOLBK
90° U-Channel Cap

12" Jumbo Brackets



OSIZ1CRJ412CFBK
Crosspiece



OSIZ1U90J412UFOLBK
90° U-Channel Cap



OSIZ1U180J412UFNUBK
180° U-Channel Cap

Cherry-Mate Rivets & Rivet Gun



RHRBALM8BP18
1.12# U-Channel Post
RHRBALM8BP26
2# U-Channel Post
RHRBALM8BP34
3-4# U-Channel Post

RHRBALMGUN
Rivet Gun

Bracket Hardware • Tools



Black Stainless Steel Set Screw
OZHRHBSSK56BLACK - single
OZHRHBSSK56BLACKPK - 3 pack



RHBSKT100
Allen Wrench Tool
For Set Screws



RHBSKF100
Allen Wrench Tool
For Set Screws

Punched Square Posts, Hardware & Break-A-Way Systems

1.75" Square Punched			
Punched full length with 7/16" holes on 1" centers.			
ITEM CODE	Length	Gauge	
OPOZARPOSG0814175	8' (96")	14 Gauge	
OPOZARPOSG1014175	10' (120")	14 Gauge	
OPOZARPOSG1214175	12' (144")	14 Gauge	
2" Square Punched			
ITEM CODE	Length	Gauge	
OPOZARPOSG08142	8' (96")	14 Gauge	
OPOZARPOSG10142	10' (120")	14 Gauge	
OPOZARPOSG12142	12' (144")	14 Gauge	
Square Punched			
Punched full length with 7/16" holes on 1" centers.			
ITEM CODE	Size	Length	Gauge
RPOSG03122	2.00"	3' (36")	12 Gauge
RPOSG0312225	2.25"	3' (36")	12 Gauge
RPOSG0151225	2.50"	1.5' (18")	12 Gauge
RPOSG025122	2.00"	2.5' (30")	12 Gauge
RPOSG035122	2.00"	3.5' (42")	12 Gauge



NOTE: POSTS TALLER THAN 8' MUST SHIP TRUCK LINE.

- ◆ Superior torsional strength with easy, safe installation by hand or with power equipment.
- ◆ Convenient sign mounting before installation.
- ◆ Versatile, 4-sided sign mounting, at any height.
- ◆ Fast and economical replacement of damaged posts.
- ◆ Re-usable materials.
- ◆ FHWA-approved yielding capability.

Breakaway Anchor Installation

A POZ-LOC® Performance Post anchor can be driven into the ground first, allowing crews to work at ground level for quicker, cost-effective installations or replacement of damaged sign posts.



RHBCORNERBOLT25
includes jam nut

Corner bolt to mount top post to base post, up to 2.5"

Super-Lok Premium Brackets

SUPER-LOK Premium Brackets - 5 1/2" slot includes hardware for sign blades.



OSIZ1CRP990FBK
Crosspiece



OSIZ1CRP457FBK
45° Universal



OSIZ1S2P97FBK
2" Square Post Cap

OSIZ1S175P134FBK
1.75" Square Post Cap



OSIZ1WDP827FBK
4" x 4" Wood Post



Pyramid Cap
OPOZFS175CPPCAPBK
for 1.75" Square Post
OPOZFS2CPPCAPBK
for 2" Square Post

12" Jumbo Brackets



OSIZ1CRJ412CFBK
Crosspiece



OSIZ1S175J412F134BK
1.75" Square Post Cap
OSIZ1S2J412SQFBK
2" Square Post Cap



Black Stainless Steel Set Screw
OZHRHBSSK56BLACK - single
OZHRHBSSK56BLACKPK - 3 pack



RHBSST100
Allen Wrench Tool
For Set Screws



RHBSKF100
Allen Wrench Tool
For Set Screws

Cherry-Mate Rivets & Rivet Gun

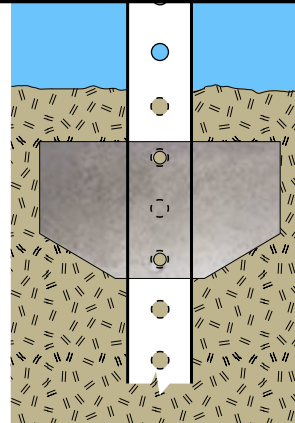


RHRBALM8BP26
for 1.5" Square Post
RHRBALM8BP34
for 2" Square Post



RHRBALMGUN
Rivet Gun

Square Post Anchor Plate



Anchor Plate

Galvanized anchor plate keeps square post firmly in place.

BA080APLATEUCH
7" x 4" | 0.5 Lbs Net Wt.

3" & 4" Smooth Square Posts

3" Square Smooth		
No Holes or (XX) 8 Holes* = (P) (P2) (P3)		
ITEM CODE	Length	Wall Thickness
OPOS3A10125BK(XX)	10' (120")	.125"
OPOS3A12125BK(XX)	12' (144")	.125"
OPOS3A14125BK(XX)	14' (168")	.125"
4" Square Smooth		
ITEM CODE	Length	Wall Thickness
OPOS4A10125BK(XX)	10' (120")	.125"
OPOS4A12125BK(XX)	12' (144")	.125"
OPOS4A14125BK(XX)	14' (168")	.125"



3" Square Smooth		
No Holes or (XX) 8 Holes* = (P) (P2) (P3)		
ITEM CODE	Length	Gauge
OPOS3S1014BK(XX)	10' (120")	14 Gauge
OPOS3S1214BK(XX)	12' (144")	14 Gauge
OPOS3S1414BK(XX)	14' (168")	14 Gauge
4" Square Smooth		
ITEM CODE	Length	Gauge
OPOS4S1014BK(XX)	10' (120")	14 Gauge
OPOS4S1214BK(XX)	12' (144")	14 Gauge
OPOS4S1414BK(XX)	14' (168")	14 Gauge

NOTE: POSTS TALLER THAN 8' MUST SHIP TRUCK LINE. *Call Customer Service for sign bracket pre-punched hole compatibility information.

Wing Brackets



Bell Wing Bracket
OSI2UNPCTBW12BK - 12" Long
 (Requires single strap)
OSI2UNPCTBW18BK - 18" Long
OSI2UNPCTBW24BK - 24" Long
 Sign attaches with 5/16" bolts.
 Hardware NOT Included.



Wing Bracket
OSI2UNPCT4BK
 4.5" x 2.5"



OSI2UNCT8BK
 14.4" Long



OSI2UNCT800BK
 24" Long



OSI2UNCT830BK
 30" Long



OSI2UNCT836BK
 36" Long

(Cantilever Wing Brackets shown require a "P2" post hole punch pattern)

3" & 4" Square Post Caps & Bases



Cap FINQC
OPOZFS3FINQC3BK
 for 3" Square Post
OPOZFS4FINQC4BK
 for 4" Square Post



End Cap FINQE
OPOZFS3FINQE3BK
 for 3" Square Post
OPOZFS4FINQE4BK
 for 4" Square Post



Base SBQ
OPOZBS3SBQ13BK - 3" H
 for 3" Square Post
OPOZBS4SBQ14BK - 3.5" H
 for 4" Square Post



FINQ-P4
OPOZFS4FINQP4BK
 for 4" Square Post



Ball FINQ-B4
OPOZFS4FINQB4BK
 for 4" Square Post



Base 2PCQ4 - 20" H
OPOZBS42PCQ4BK
 for 4" Square Post

Bracket Hardware • Tools



Black Torx Head Screw
OZHRH140
 (For mounting bent lip design street name signs to sign arm brackets)



Torx Head Screw Bit
RHBTHB14

Torx Head Bit Extension
RHBTHB3 - 3.5"



Hardware Sets

- OZHRH03** for Mounting 2 Sign Brackets to 3" Post
- OZHRH04** for Mounting 2 Sign Brackets to 4" Post
- OZHRH03L3** for Mounting Sign Trims Only to 3" Post
- OZHRH04L3** for Mounting Sign Trims Only to 4" Post

Smooth Square Posts Sign Arm Brackets



Universal Sign Arm with Lemon Drop Finial
OSI2UNSAJBK - 30" long
OSI2UNSACLDBK - 36" long



Universal Sign Arm with Ornate Scroll & Lemon Drop Finial
OSI4UNJSCROLLDBK - 30" long
OSI4UNCSCROLLDBK - 36" long



Universal Sign Arm with Ornate Dogwood & Lemon Drop Finial
OSI4UNJDOGWDLDBK - 30" long
OSI4UNCDOGWDLDBK - 36" long

Sign arm brackets require "P" post hole punch pattern.

Trim Brackets



Logo Trim Bracket
OSI23UNJTRIMLOGOBK - 6" x 6"
OSI23UNCTRIMLOGOBK - 9" x 9"



Sign Trim Bracket
OSI23UNJTRIM36BK - 6" x 36"
OSI23UNCTRIM36BK - 9" x 36"
OSI23UNCTRIM42BK - 9" x 42"

Post hole punch patterns required: Use "P3" for 6" trims and "P" for 9" trims.

SQUARE POSTS • BRACKETS • HARDWARE


Street Name Finished Signs & Blanks

Finished Signs


- Doubled-Sided
- Standard/Custom Color
- Custom Text & Font
- White HIP • **Bent Lip**



OSI41001CHWH - 36" x 13.5"
OSI41001JHWH - 30" x 11"



OSI41016CHWH - 36" x 15"
OSI41016JHWH - 30" x 11.82"



OSI41003CHWH - 36" x 12"
OSI41003JHWH - 30" x 9.25"



OSI41004CHWH - 36" x 14.25"
OSI41004JHWH - 30" x 11.5"



OSI41025CHWH - 36" x 12"
OSI41025JHWH - 30" x 10"

Finished Signs


- Doubled-Sided
- Standard/Custom Color
- Custom Text & Font
- White HIP • **NO Lip**



OSI11001CHWH - 36" x 13.5"
OSI11001JHWH - 30" x 11"



OSI11016CHWH - 36" x 15"
OSI11016JHWH - 30" x 11.82"



OSI11003CHWH - 36" x 12"
OSI11003JHWH - 30" x 9.25"



OSI11004CHWH - 36" x 14.25"
OSI11004JHWH - 30" x 11.5"



Logo Signs

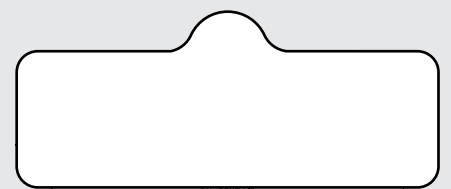
OSI3CLOGOHW - 9" x 9"
OSI3JLOGOHW - 6" x 6"

Sheeted Reflective Blanks

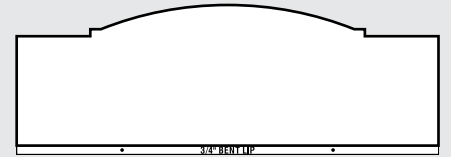
- Doubled-Sided
- White HIP • **Bent Lip**



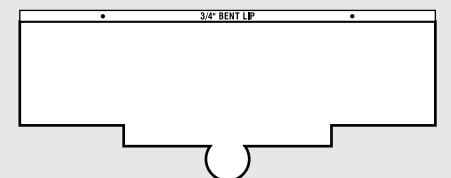
OSIS41001CHWH - 36" x 13.5"
OSIS41001JHWH - 30" x 11"




OSIS41016CHWH - 36" x 15"
OSIS41016JHWH - 30" x 11.82"



OSIS41003CHWH - 36" x 12"
OSIS41003JHWH - 30" x 9.25"



OSIS41004CHWH - 36" x 14.25"
OSIS41004JHWH - 30" x 11.5"



OSIS41025CHWH - 36" x 12"
OSIS41025JHWH - 30" x 10"

Federal Standard Finished Signs • Letters: B Series or largest Highway Gothic Font Series that space allows on sign • Doubled-Sided • No Holes • No Border • White HIP • **NO Lip** MAH(X)D(XXXX)(R)BM(XX)N

Overlay Film Color: (X) =



Blade Size: (XXXX) = (0942) 42" x 9" | (0936) 36" x 9" | (0630) 30" x 6" | (0636) 36" x 6"

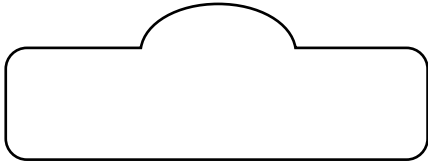
Corner Radius: (R) = (T) 1.5" Radius for 9" Sign Trim Brackets | (S) .75" Radius for all other brackets

Letter Height: (XX) = (63) 6" Primary & 3" Prefix/Suffix for 9" Signs | (42) 4" Primary & 2" Prefix/Suffix for 6" Signs

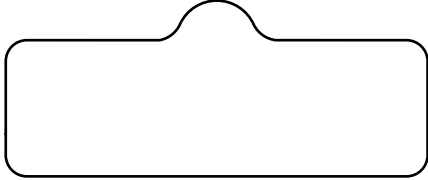
Street Name Finished Signs & Blanks

Sheeted Reflective Blanks

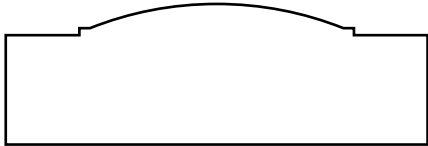
- Doubled-Sided
- White HIP • **NO Lip**



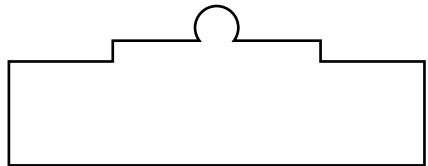
OSIS11001CHWH - 36" x 13.5"
OSIS11001JHWH - 30" x 11"



OSIS11016CHWH - 36" x 15"
OSIS11016JHWH - 30" x 11.82"



OSIS11003CHWH - 36" x 12"
OSIS11003JHWH - 30" x 9.25"



OSIS11004CHWH - 36" x 14.25"
OSIS11004JHWH - 30" x 11.5"



BA080HWH1236SNSRD - 36" x 12"
BA080HWH0936SNSRD - 36" x 9"
BA080HWH0630SNSRD - 30" x 6"



Use below items in 9" trim sign bracket

BA080HWH0936SNSRD15 - 36" x 9"
BA080HWH0942SNSRD15 - 42" x 9"

Bare Blanks • Bent Lip



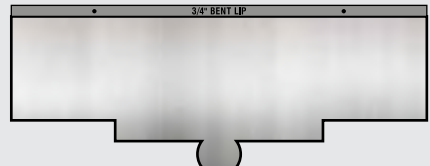
OSIB41001C - 36" x 13.5"
OSIB41001J - 30" x 11"




OSIB41016C - 36" x 15"
OSIB41016J - 30" x 11.82"



OSIB41003C - 36" x 12"
OSIB41003J - 30" x 9.25"



OSIB41004C - 36" x 14.25"
OSIB41004J - 30" x 11.5"




OSIB41025C - 36" x 12"
OSIB41025J - 30" x 10"



Bare Blanks • No Lip




OSIB11001C - 36" x 13.5"
OSIB11001J - 30" x 11"




OSIB11016C - 36" x 15"
OSIB11016J - 30" x 11.82"



OSIB11003C - 36" x 12"
OSIB11003J - 30" x 9.25"



OSIB11004C - 36" x 14.25"
OSIB11004J - 30" x 11.5"



BA0801236SNSR - 36" x 12"
BA0800936SNSR - 36" x 9"
BA0800630SNSR - 30" x 6"



Use below items in 9" trim sign bracket


BA0800936SNSR15 - 36" x 9"
BA0800942SNSR15 - 42" x 9"

Custom Branding Options


Matching custom branded signage is available for parking facilities, parking areas, businesses, buildings and entrances. Also available are custom branded guide signage including wayfinding, metro street name signs, city entrance guide signs and ground mounted street name signs.



Traffic Sign Backers



Laminate Vinyl offers the most cost effective option while retaining the classic feel of the ornamental system. Durable black vinyl is applied to the back of the traffic sign. This option is not visible from the front side of the sign.



.080 Aluminum Plates offer a lighter weight alternative to Steel Frames while retaining the classic feel of the ornamental system. Oversized by 3" for a defined 1.5" black border around the sign. Punched and radius to match sign. Powder coated semi-gloss black.



Steel Sign Frames include a steel backer plate welded to angle iron. Frames have a .75" radius and standard .375" holes to match the sign. Powder coated semi-gloss black.

ITEM CODE			FOR SIZES
Laminate Vinyl	Aluminum Plate	Steel Frame	
OTSBL1206BK	OTSBP1206BK	OTSBF1206BK	12" X 6" Horizontal Rectangle
OTSBL1806BK	OTSBP1806BK	OTSBF1806BK	18" X 6" Horizontal Rectangle
OTSBL1218BK	OTSBP1218BK	OTSBF1218BK	12" X 18" Vertical Rectangle
	OTSBP1812BK	OTSBF1812BK	18" X 12" Horizontal Rectangle
OTSBL1824BK	OTSBP1824BK	OTSBF1824BK	18" X 24" Vertical Rectangle
	OTSBP2418BK	OTSBF2418BK	24" X 18" Horizontal Rectangle
OTSBL2424BK	OTSBP2424DBK	OTSBF2424DBK	24" X 24" Diamond
	OTSBP2424OBK	OTSBF2424OBK	24" X 24" Octagon
	OTSBP2424SBK	OTSBF2424SBK	24" X 24" Square
OTSBL2430BK	OTSBP2430BK	OTSBF2430BK	24" X 30" Vertical Rectangle
OTSBL3030BK	OTSBP3030DBK	OTSBF3030DBK	30" X 30" Diamond
	OTSBP3030OBK	OTSBF3030OBK	30" X 30" Octagon
	OTSBP3030SBK	OTSBF3030SBK	30" X 30" Square
OTSBL3636BK	OTSBP3636DBK	OTSBF3636DBK	36" X 36" Diamond
	OTSBP3636OBK	OTSBF3636OBK	36" X 36" Octagon
	OTSBP3636SBK	OTSBF3636SBK	36" X 36" Square
	OTSBP3636TBK	OTSBF3636TBK	36" X 36" Triangle



Stainless Steel Strapping Kits & Tools

Buckle Bracket Kit



OZHRHSSB7BK

Each kit contains everything needed, including hardware, to mount 1 sign to a post that is 4" - 12" in diameter.

Build Your Own Kit

Screw type hose clamp style for sign mounting. Needs only a screwdriver to tighten.



OZHRHSLA07 Snap Lock Assembly
22" strap fits post up to 7" in Diameter

OZHRHSLA10 Snap Lock Assembly
31" strap fits post up to 10" in Diameter

OZHRHSLA1225 Snap Lock Assembly
38" strap fits post up to 12.25" in Diameter



OZHRHSS3430BU3465BK
3/4"x.030"x39"
Black Stainless Steel Strapping
with buckle

OZHRHSS1230BK 1/2"x.030"x100'
OZHRHSS3430BK 3/4"x.030"x100'
Black Stainless Steel Strapping

CHOOSE
Stainless Steel
Bracket and **ADD**
Nuts & Bolts to
attach signs.

*2 brackets needed to
mount 1 sign to a post.



OZHRHSSBPLUS4BK
Plus 4 Sign Bracket
For Posts Over 4" in
Outside Diameter



OZHRHSSBMINUS4BK
Minus 4 Sign Bracket
For Posts Under 4" in
Outside Diameter



RHSSHBS16
5/16" x 18 x 3/4"
Stainless Steel Bolt
(Just the right length to
fit the threaded PLUS 4 or
Minus 4 Bracket)



RHSSHNB
5/16" Stainless Steel Nut
(Only required
for cantilever)



OZHRHSSHBU3465BK
Buckle for 3/4" wide
x .030" or thicker
strapping

OZHRHSSHBU1265BK
Buckle for 1/2" wide
x .030" or thicker
strapping



OZHRHSSHWS06BK
Wing Seal for 3/4"
wide x .025" or
thinner strapping

OZHRHSSHWS05BK
Wing Seal for 1/2"
x .025" or thinner
strapping

Strapping Tools



RHSSTMODELCP1
Strap Cutter



RHSSTMODELCP1
Ratchet Type
Strapping Tool



RHSSTMODELCP01
Spinner Type Strapping Tool



All traffic signs represented here are made with High Intensity Prismatic Reflective sheeting which conveys a 10 year warranty and meets the US DOTs stringent 2009 standards with regard to reflectivity and minimum size of signs. Shown below are the most common traffic sign sizes and legends. See pages 3-12 for more options. Non Standard Legend Signs also available.



Turn Left
S3030W11L(H)A



Turn Right
S3030W11R(H)A



Curve Left
S3030W12L(H)A



Curve Right
S3030W12R(H)A



Side Road
S3030W22(H)A



T Intersection
S3030W24(H)A



Crossroad
S3030W21(H)A



Stop Ahead
S3030W31(H)A



Reverse Turn Left
S3030W13L(H)A



Reverse Turn Right
S3030W13R(H)A



Winding Road Left
S3030W15L(H)A



Winding Road Right
S3030W15R(H)A



Speed Hump
S3030W171(H)A



Bump
S3030W81(H)A



Dip
S3030W82(H)A



Yield Ahead
S3030W32(H)A



Dead End
S3030W141(H)A



Equestrian Traffic
S3030W117(H)A



Pedestrian Traffic
S3030W112(H)A



Road Narrows
S3030W51(H)A



Road Closed
S3030W203R(H)A



Slow
S3030W402(H)A



Circular Intersection
S3030W26(H)A



Signal Ahead
S3030W33(H)A



No Outlet
S3030W142(H)A



Slow Children at Play
S3030W422(H)A



Children at Play
S3030W423(H)A



S1824W421(H)A



S1824PC135(H)A



S1824W18(H)A
S2430W18(H)A



S3612R61R(H)A

S3612R61L(H)A



S1218PC105(H)A



S1218R83A(H)A
S1824R83A(H)A



S1218R7200(H)A



S1218R71(H)A



S1218R71D(H)A



S1218R7213(H)A



S1218R7326(H)A



S1218R7330(H)A



S1218R161(H)A
S1824R161(H)A



S1218R7406(H)A



S1824R2105(H)A
S2430R2105(H)A



S1824R2110(H)A
S2430R2110(H)A



S1824R2115(H)A
S2430R2115(H)A



S1218R78(H)A



S1218R78VA(H)A



S1218R78D(H)A



S1218R7500(H)A



S1218R7504(H)A



S1824R2120(H)A
S2430R2120(H)A



S1824R2125(H)A
S2430R2125(H)A



S1824R2130(H)A
S2430R2130(H)A



S3030R11(H)A
S3636R11(H)A
S4848R11(H)A



S3030R12(H)A



S3030R51(H)A



S1824R62L(H)A
S2430R62L(H)A



S1824R62R(H)A
S2430R62R(H)A




S1824R2135(H)A
S2430R2135(H)A




S1824R2140(H)A
S2430R2140(H)A



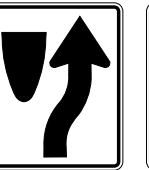
S1824R2145(H)A
S2430R2145(H)A




Keep Left
S1824R48(H)A
S2430R48(H)A



Keep Left
S1824R48A(H)A
S2430R48A(H)A



Keep Right
S1824R47(H)A
S2430R47(H)A



Keep Right
S1824R47A(H)A
S2430R47A(H)A



S1824R109A(H)A

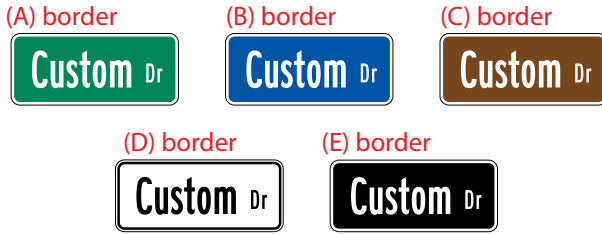


S1824R109(H)A

Metro Street Name Signs

Installation: Metro Street Name Signs are designed for overhead mast arm mounting with standard brackets.

Standard Finished Metro Signs • Letters: B Series or largest Highway Gothic Font Series that space allows on sign • Single-Sided • No Holes • White HIP
Standard Overlay Film Colors (shown below)



90" x 30" Sign Blades Minimum of 8" upper/lower case letters. Fits only 1 line of copy. OS184(XXXX)M1HWH



90" x 36" Sign Blades Minimum of 8" upper/lower case letters. Fits 2 lines of copy. OS184(XXXX)M2HWH



Metro Street Name Sign Backer

Laminate Vinyl Backer is a cost effective option for a classic feel of the ornamental system. Durable black vinyl is applied to the back of the metro street name sign. The vinyl is not visible from the front side of the sign.



Personalized Custom Signs

LEVEL 1:

Standard Shape with Custom Colors, Letter Fonts and Text.



LEVEL 2:

Standard Shape with Custom Colors, Letter Fonts, Text and Logo.



LEVEL 3:

Custom Shape with Custom Colors, Letter Fonts, Text and Logo.



Overhead Span Wire Mounting Brackets



MEDIUM-DUTY

OSIZ840HCOMM77BK



- ◆ Medium-Duty, made from plated steel and aluminum, powder coat painted semi-gloss black
- ◆ Swivels 360-degrees and adjusts for tilt.
- ◆ Mounts on cables up to 3/8"
- ◆ Pre-assembled for quick installation

Allows Sign to Swing Freely in the Wind.

HEAVY-DUTY

OSIZ840HCPCSWINGBK



- ◆ Heavy-Duty, 4 and 8 gauge steel, powder coat painted semi-gloss black.
- ◆ 3-way adjustable, weight 4.8 lbs.
- ◆ Mounts on cables up to 3/8"
- ◆ Pre-assembled for quick, hassle free installation of metro street name signs.
- ◆ 2 brackets required for 90" & 96" signs with 12" inset distance from edge of sign.



Overhead Mast Arm Brackets



MEDIUM-DUTY

OSIZ840HCOM88BK



- ◆ Medium-Duty, made from plated steel and aluminum, powder coat painted semi-gloss black.
- ◆ Use black stainless steel strapping for mounting (sold separately)
- ◆ Pre-assembled for quick, hassle free installation.



OZHRHSLA07 Snap Lock Assembly
22" strap fits post up to 7" OD
OZHRHSLA10 Snap Lock Assembly
31" strap fits post up to 10" OD
OZHRHSLA1225 Snap Lock Assembly
38" strap fits post up to 12.25" OD

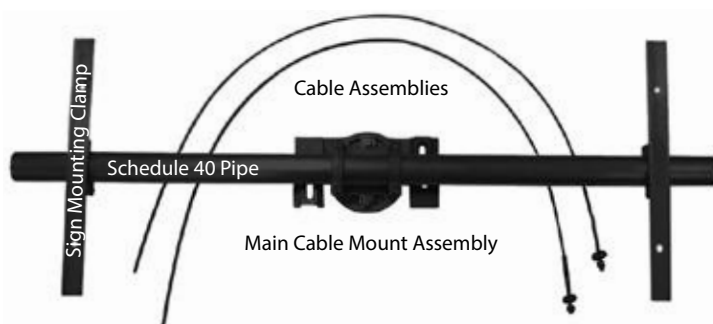
OZHRHSS1230BK 1/2"x.030"x100'
OZHRHSS3430BK 3/4"x.030"x100'
Black Stainless Steel Strapping



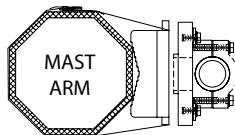
Metro "Mast-o-Bracket" Kit

HEAVY-DUTY

OSIZ840HMWCM30096BK



- Main Cable Mount Assembly** (Kit includes 1) The main assembly is the bracket at the center of the Mast-O-Bracket system.
- Cable Assembly** (Kit includes 2) Length: 50" including threaded connector, 1.5" long 3/8"-16 TPI and 1.375" long 5/16" HEX. Nylon locking nut with washer provided. Free end of cable welded to prevent fraying.
- Sign Mounting Clamp** (Kit includes 4)
16" Sign Mounting Clamp for use with the Mast-o-Bracket.
- Schedule 40 Pipe** (Kit includes 1)
Pipe is 1.5" Diameter - No Slot, 72" long pipe for 85" - 96" sign



Attachment to Mast Arm Options:
Use Stainless Steel Cables with Hardware provided in kits. Other cable lengths available. All kits come unassembled. Call for quote.

Wayfinding & Entrance Signs

- ◆ Wayfinding and entrance signs can be designed to match other color schemes and shapes in the area.
- ◆ Entrance and wayfinding signs add a nice upscale appeal to the community.
- ◆ Wayfinding signs will direct visitors to sites more easily, creating safer roads and visitor satisfaction.
- ◆ Entrance signs are ideal for subdivisions, businesses, and schools.




Reflective Roll Conversion

Don't buy \$3000 worth of reflective and graffiti overlay to fabricate \$500 worth of signs Ever Again! Lower your inventory and improve your sign shop's cash flow, by purchasing reflective roll material by the square foot. (1 sq ft min to unlimited)

- Quick Shipments with many Colors and Widths available.
 - Reflective ASTM types I, III, IV, IX, XI available. Other types may be available on request.
 - Certifications for materials available from manufacturer.
- Also Available:** EC Film, Graffiti Overlays, Magnetics & Sheeted Blanks

This is How We Roll... Buy Reflective Material by the Square Foot!



Call for Details

3M High Intensity Prismatic (HIP)

3M™ 3930 meets all requirements for ASTM Type III and IV.

HIP is the most common type of reflective sheeting today due to the combination of its minimum retro-reflectivity, exceptional warranty, and afford-ability!



Quick SHIP

Common Sizes		Colors	RSH (393X) (2450)
			COLOR SIZE
6" x 50 yds 9" x 50 yds	24" x 50 yds 30" x 50 yds	White (3930) Yellow (3931)	
36" x 50 yds 48" x 50 yds		Red (3932) Orange (3934)	
		Blue (3935) Green (3937)	
		Brown (3939)	

NOTE: Other sizes available. Some colors and sizes may incur a \$25.00 Slit Fee.

Quick SHIP

3M Engineer Grade Prismatic

3M™ 3430 & 7930 Series meet all requirements for ASTM Type I reflective. (EGP) Engineer Grade Prismatic is NOT suitable for cutting in electronic sign making devices nor does it accept digital printing. (AEGP) Engineer Grade Prismatic, new micro-seal prismatic technology produces a material that is more visually appealing. Suitable for cutting in electronic sign making devices and accepts digital printing.

You Tube



Roll Sizes	EGP	AEGP
6" x 50 yds	White	NA
12" x 50 yds	White	NA
18" x 50 yds	White, Yellow	White
24" x 50 yds	White, Yellow, Blue, Green	White, Yellow, Blue, Red
30" x 50 yds	White, Yellow	White, Yellow, Orange
36" x 50 yds		
48" x 50 yds		
48" CUT*	ALL COLORS	

RSH (XXXX) (2450)		
	COLOR	SIZE
EGP	Colors	AEGP
(3430)	White	(7930)
(3431)	Yellow	(7931)
(3432)	Red	(7932)
NA	Orange	(7934)
(3435)	Blue	(7935)
(3437)	Green	(7937)
(3439)	Brown	(7939)

*4850CUT - Have the master roll cut in any combination of sizes. NOTE: Some colors and sizes may incur a \$25.00 Slit Fee

Specialty & Flexible Reflectives



We stock **Nikkalite® Series 48000** Flexible pressure sensitive in many colors. The Best Engineer Grade for Plotting, Weeding, and Digital Printing! Nikkalite Series 48000 Engineer Grade meets all requirements for ASTM Type I reflective. Punched or unpunched available. We also distribute **3M™ 680** and **Avery Graphics** specialty reflectives.

Common Sizes		Colors	RSH(48XXX)(2450)
			COLOR SIZE
24" x 50 yds 30" x 50 yds		Black (48003) Brown (48009) Gold (48010)	
		Dark Red (48025) Ruby Red (48035) Red (48005)	
		Blue (48006) Sky/Lt Blue (48046) Green (48008)	
		White (48012) Yellow (48004) Orange (48077)	

NOTE: Other sizes may be available. Some colors and sizes may incur a \$25.00 Slit Fee.

Engineer Grade (EGB)

Nikkalite® 8100 Series Engineer Grade meets all requirements for ASTM Type I reflective and is ideal for flat surfaces. 8100 Series has a durable acrylic outer layer and is not suitable for most digital printers.



Punched Roll Size
15" x 50 yds
UN-Punched Roll Sizes
6" x 50 yds 9" x 50 yds
12" x 50 yds 18" x 50 yds
24" x 50 yds 30" x 50 yds
36" x 50 yds 48" x 50 yds
48" CUT*

RSH (XXXX) (2450)	
	COLOR
Colors	
	White (8112P)
	Yellow (8104P)
	Orange (8177P)
	Red (8105P)
	Blue (8106P)
	Green (8108P)
	Brown (8109P)

*4850CUT - Have the master roll cut in any combination of sizes to your specifications. NOTE: Some colors and sizes may incur a \$25.00 Slit Fee

3M Diamond Grade

Quick SHIP



12 YEAR Warranty

Meets ASTM reflective: **3M™ Diamond Grade Cubed Series 4000** Type XI
3M™ VIP 3990 Type IX | **3M™ 3924** Type VIII

Sheeting Description	Common Sizes	Colors	RSH (XXXX) (2450)
			COLOR SIZE
DG3 4000 Series (Type XI)	24" x 50 yds 30" x 50 yds 36" x 50 yds 48" x 50 yds	White (4090) Yellow (4091) Red (4092) Blue (4095) Green (4097)	
DG Fluorescent Colors 4080 Series - DG3 3980 Series - VIP	24" x 50 yds 30" x 50 yds 36" x 50 yds 48" x 50 yds	Yellow-Green (4083) (3983) Yellow (4081) (3981) Orange (4084)	
VIP 3990 Series (Type IX)	6" x 50 yds 9" x 50 yds 24" x 50 yds 30" x 50 yds 36" x 50 yds 48" x 50 yds	White (3990) Yellow (3991) Red (3992) Blue (3995) Green (3997)	
Fluorescent Orange 3924 Series (Type VIII)	24" x 50 yds 30" x 50 yds 36" x 50 yds 48" x 50 yds	Fluorescent Orange (3924)	

NOTE: Other sizes available. Some colors and sizes may incur a \$25.00 Slit Fee.



3M Electro Cut™ Film



3M™ Electro Cut™ Film Series 1170 is a durable, transparent acrylic color film that allows traffic signs to be made on a computer plotter while maintaining the sheeting warranty.

Electro Cut Film Series 1170 & Premium Vinyl Series 7725-12			RSH (XXXX) (1850)	
Product	Common Sizes	Colors	COLOR	SIZE
EC Film Series 1170	18" x 50 yds 24" x 50 yds 30" x 50 yds 36" x 50 yds 48" x 50 yds 15" x 50 yds punched	Clear(1170) Yellow(1171) Red(1172) Orange(1174) Blue(1175) Green(1177) Black(1178) Brown(1179)		
Black Premium Vinyl Series 7725-12	24" x 50 yds 30" x 50 yds 36" x 50 yds 48" x 50 yds <i>NOTE: Other sizes available.</i>	Black (7725-12)		

Buy Reflective Sheeting by the Square Foot or Roll.
- Call for Availability -



3M Protective Overlay Film



3M™ Protective Overlay Film Series 1150(A) is a durable, solvent resistant, transparent film with pressure sensitive adhesive, which is applied as a protective overlay to signs made from 3M™ reflective sheetings. As a protective overlay, the film is a barrier to stains made by many types of graffiti.

3M™ Premium Protective Overlay Film Series 1160 Premium is a durable, high-performance, solvent-resistant, transparent film with pressure sensitive adhesive which is applied as a protective overlay to signs made from 3M™ reflective sheetings.

Common types of defacement from vandalism can be cleaned from this film.

Product	Common Sizes	Colors
Protective Overlay Film Series 1150 with premask or 1150A w/o premask	24" x 50 yds 30" x 50 yds 36" x 50 yds 48" x 50 yds	Clear (1150)
PREMIUM Protective Overlay Film Series 1160 with premask or 1160A w/o premask	12" x 50 yds 18" x 50 yds 24" x 50 yds 30" x 50 yds 36" x 50 yds 48" x 50 yds	Clear (1160)

NOTE: Other sizes available. Some colors and sizes may incur a \$25.00 Slit Fee.

Avery Premium Vinyl



The new industry standard in high performance film, in a spectrum of 25 opaque colors. Unrivalled in durability, versatility, performance, and ease of cutting and weeding.



Product	Common Sizes	Colors	Other Colors Available.
Premium Cast Vinyl	15" x 10 yds 15" x 50 yds 24" x 10 yds 30" x 50 yds <i>Other sizes available</i>	RSHA9 (XXX) (1550) COLOR SIZE	<i>Call for details.</i>

NOTE: Other sizes available. Some colors & sizes may incur a \$25.00 Slit Fee.

Conform-ability: Rivets/Corrugations, Compound Curves
Print-ability: CAS, Thermal Transfer
Adhesive: Permanent
Gloss: 90
Liner: Kraft
Type: Cast Vinyl

	001 White	090 Black	130 Medium Yellow	140 Sunflower	150 Dark Yellow	160 Orange	220 Beige	250 Imitation Gold
295 Brown	325 Tomato	330 Cardinal Red	345 Fire Red	350 Dark Red	370 Burgundy	465 Purple	530 Olympic Blue	555 Medium Blue
	570 Vivid Blue	575 Interstate Blue	580 Sapphire Blue	597 Dark Navy Blue	670 Kelly Green	685 Forest Green	693 Dark Green	695 Polo Green

Find Application Tools & Accessories on page 62

We carry all the tools you need for a smooth application



Avery Intermediate Vinyl



Cost effective, 4-year intermediate high gloss film for short term signage. Available with vinyl to the edge in 11 colors!

Conform-ability: Flat
Print-ability: CAS, Thermal Transfer
Adhesive: Permanent
Gloss: 90
Liner: Kraft
Type: Calendered Vinyl

NOTE: Other sizes available. Some colors & sizes may incur a \$25.00 Slit Fee.

Product	Common Sizes	Colors
Intermediate Opaque Film	15" x 50 yds 24" x 50 yds	RSHA4 (XXX) (1550) COLOR SIZE

Other Colors Available. Call for details.

	001 White	077 Silver	090 Black	155 Apricot	159 Pizazz Orange
	320 Cherry Red	330 Cardinal Red	562 Azure Blue	583 Royal Blue	589 Mariner Blue
					685 Forest Green

Application Tapes



Conform
SERIES With RLA™ **Quick SHIP**
Application Tape

R-Tape Conform Series Application Tape
100 Yard Rolls

Item #	Width	
RSHZAC1026S	4.25"	The original high tack application tape that lays flat and sticks to the liner - resists tunneling, wrinkling, and edge curling! Excellent for ready-to-apply graphics.
RSHZAC1027S	6.5"	
RSHZAC1028S	8.5"	
RSHZAC1029S	12"	
RSHZAC1030S	14"	
RSHZAC1033S	24"	
RSHZAC1034S	30"	



The R-Tape Apli Tape Series

is available in White and Clear as well as a wide variety of sizes.

Other Sizes Available Call for Quotation

R-Tape Apli Tape Series 100 Yard Rolls		
Item #	Width	
RSHZA1024S	2.25"	HI-TAC PAPER
RSHZA1025S	3.25"	
RSHZA1026S	4.25"	
RSHZA1027S	6.5"	
RSHZA1028S	8.5"	
RSHZA1029S	10.5"	
RSHZA1030S	12"	
RSHZA1031S	14"	
RSHZA1033S	24"	
RSHZA1034S	30"	
RSHZA1017S	6.5"	CLEAR
RSHZA101810SS	10.5"	
RSHZA101812S	12"	
RSHZA1021S	14"	
RSHZA1022S	24"	
RSHZA1022T30S	30"	
RSHZA1022T36S	36"	
RSHZA1022T48S	48"	

Application Tools

Application Fluids



RSHZTS0059
3M™ Gold Nylon Squeegee

RSHZTS0060
Low Friction Squeegee Sleeve (5)



RSHZTS1008
White Squeegee



RSHZT0015
1" Rivet Brush

RSHZT0016
3" Rivet Brush

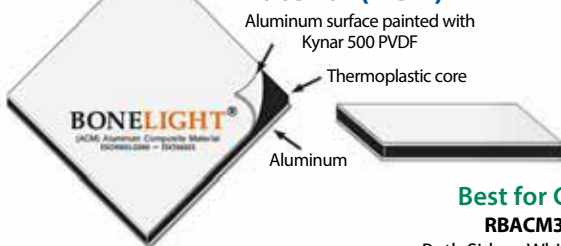
RSHZT1006S
4" Roller



Item#	Description
Rapid-Tac Application Fluid	
RSHZ1003S	32oz. Bottle w/Sprayer
RSHZ1002S	1 Gallon Bottle
Adhesive Removal Formula	
RSHZ0414	32 oz. Bottle w/Sprayer
RSHZ0415	1 Gallon Bottle

ACM Sheets

Aluminum Composite Material (ACM)



Best for Commercial Graphics

RBACM3MM4896WHWH - 48" x 96"
Both Sides - White with PVC Protective Layer

Best for Temporary Traffic Construction Work Zone Signs

RBACM3MM4896WHAL - 48" x 96" | Side 1 - White *WITHOUT* the PVC Protective Layer
Side 2 - Matte White *WITHOUT* the PVC Protective Layer

- ◆ 3mm **Aluminum Composite Material (ACM)** is made of two sheets of .021 Aluminum bonded to a thermoplastic core.
- ◆ ACM's flat rigid surface and weather resistance ensures long-term performance and durability.
- ◆ Use for indoor and outdoor applications.

Magnetics

Magnum Magnetics
Magnetic Material

- ◆ .030" Matte White
- ◆ Available by the sq ft or by the roll (24" x 25')



RSHMAG2425



Plate Blanks

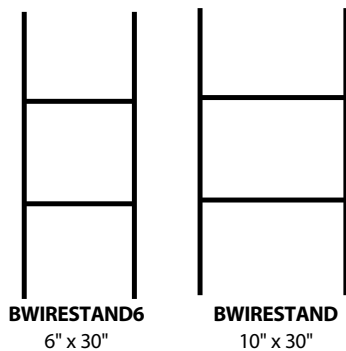
License
Plate Blanks

.025" Aluminum, 12" x 6",
painted White, rounded corners,
and slotted holes.

RBA0251206WWCT



Econo Wire Stand



Custom Cut Sheets
are Available

"Coroplast"
Corrugated Plastic
White Blanks
Please Specify Flute
Direction When Ordering

RBC4MM2418WH

24" x 18" Pre-Cut White Sheet

RBC4MM4896WH - 4MM White

RBC4MM4896BK - 4MM Black

RBC4MM4896YE - 4MM Yellow

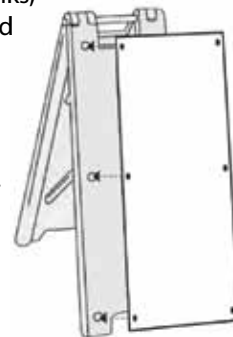
BC10MM4896WH - 10MM White

48" x 96" Flat White Sheets



Easy-Fold Plastic Signicade Stand

100% Plastic **Easy-Fold Sandwich Boards** are a great option for Temporary Signage with a molded-in handle, easy to use and portable. *Call today for your quote!*



- ◆ Available blank or pre-sheeted, single or double sided.
- ◆ Easily ADD Corrugated Plastic Blanks, for even more signage options and flexibility.
- ◆ Custom Legends available.
- ◆ Surface Should Be Heat Treated Before Direct Application Of Vinyl.
- ◆ May be internally ballasted with sand.

Minicade[®]
Holds signs 12"W x 24"H
Dimensions: 36"H x 13"W
Weight: 10 lbs.
RPOTCSPLMCWH

Signicade[®]
Holds signs 24"W x 36"H
Dimensions: 45"H x 25"W
Weight: 18 lbs.
RPOTCSPLSCWH

Banner Materials

Bandanna Banner by the Roll

- ◆ Laminated 11.5 oz. vinyl for indoor and outdoor use in 24 yard rolls.
- ◆ Cutting between the double grommets at 24" centers allow the user to "split the difference" with no waste!

Pre-Made Banners

- ◆ Laminated 13 oz. vinyl for indoor and outdoor use.
- ◆ Sewn on all 4 sides with nickel grommets in corners and every 2' both top and bottom.



Banner Materials

Item	Size	Colors	Type
RBB2210WH	22" x 24 yds	(WH)White	11.5 oz.
RBB3410WH	34" x 24 yds	(WH)White	11.5 oz.
RBB4610WH	46" x 24 yds	(WH)White	11.5 oz.



Banner Materials

Item	Size	Colors	Type
RBBN020613(XX)	2 ft x 6 ft	(WH) White, (BL) Blue, (YE) Yellow	13oz.
RBBN020813(XX)	2 ft x 8 ft	(WH) White, (YE) Yellow	13 oz.
RBBN021013WH	2 ft x 10 ft	(WH)White	13 oz.
RBBN030813(XX)	3 ft x 8 ft	(WH) White, (RE) Red, (BK) Black, (BL) Blue, (YE) Yellow	13 oz.
RBBN031013WH	3 ft x 10 ft	(WH)White	13 oz.



Custom Sign Blanks

Custom
Shapes &
Sizes!

Reflective Custom Blanks are Our Specialty

**How many Business or
Entrance Signs go Unnoticed?**

**We are your *Single Source* for Custom Signs and
Blanks, as well as *ALL* your Traffic Sign needs.**



Raw Materials Available

Bare Aluminum Blanks	.080 Aluminum
Engineer Grade Reflective	.063 Aluminum
High Intensity Reflective	.040 Aluminum
Diamond Grade Reflective	.100 Aluminum
VIP or DG3	.125 Aluminum
Fluorescent Prismatic Reflective	Corrugated Plastic
Painted blanks	3MM ACM .040 Aluminum .080 Aluminum
Computer Routed	Other substrates available by request

- ◆ We provide bare, sheeted or painted blank in Aluminum, Plastic or ACM cut to custom size and shape!
- ◆ Our team can add Text & Graphics with applied computer cut vinyl, -or- digital, thermal or screen printing.
- ◆ Prompt manufacturing and *fast* shipment.
- ◆ Sold by the square foot.


HELPFUL HINT: For little or no extra cost you can upgrade plywood or baked enamel signs to reflective .080 Aluminum. They will last longer and draw much more attention to the signs both day and night.

Die Cut Letters & Numbers

Combine
for Quantity
Discounts

- ◆ All Characters are packaged in groups of 25 identical pieces.
- ◆ Combine Stock Packs for Quantity Discounts.
- ◆ Letters and Numbers are available in a full range of series, sizes, and materials.
- ◆ Letter and Number Sizes Available: 2", 3", 4", 5", 6", 7", 8" and 10"
- ◆ White High Intensity Prismatic, White Engineer Grade and Black Vinyl are available in pressure sensitive material.
- ◆ Other colors and materials are available but may be considered special order, call for details.
- ◆ Specify Size, Series, Material and Quantities when ordering.

Parking Arrows



A4R

B Series

A4R

C Series

A4R

D Series

A4R

E Series

Aluminum Sheets

Alodined Aluminum Sheets

Item	Size	Gauge
BA06330120NN	30" x 120"	.063"
BA0634896NN	48" x 96"	.063"
RBA0804896H32	48" x 96"	.080"
RBA08048120H32	48" x 120"	.080"
BA10030120NN	30" x 120"	.100"
BA10036144NN	36" x 144"	.100"
BA1004896NN	48" x 96"	.100"
BA10048120NN	48" x 120"	.100"
BA10048144NN	48" x 144"	.100"
BA12530120NN	30" x 120"	.125"
BA12536144NN	36" x 144"	.125"
BA1254896NN	48" x 96"	.125"
BA12548120NN	48" x 120"	.125"
BA12548144NN	48" x 144"	.125"

Aluminum Sheets (painted White both sides)

Item	Size	Gauge
BA0404896WWNN	48" x 96"	.040"
BA04048120WWNN	48" x 120"	.040"
RBA0804896WWNN	48" x 96"	.080"

Alodined Aluminum Sheets

Gauges: .063" - .125"
 Sizes: up to 48" x 144"



Painted Aluminum Sheets

Painted White Both Sides
 Gauges: .040"
 Sizes: up to 48" x 120"


*NOTE: Aluminum Sheets must ship motor freight.
 Added \$75.00 skid charge may apply*

.040" Aluminum Blanks

Pre-Cut .040" Painted Aluminum Blanks


Item	Size	Color
RBA0401218OWNN	12" x 18"	Orange/White
RBA0401218WWNN	12" x 18"	White/White
RBA0401824WWNN	18" x 24"	White/White
RBA0402436WWNN	24" x 36"	White/White
RBA0401007WWNN	10" x 7"	White/White
RBA0401007YYNN	10" x 7"	Yellow/White
RBA0401410WWNN	14" x 10"	White/White
RBA0401410YYNN	14" x 10"	Yellow/White
RBA0402014WWNN	20" x 14"	White/White
RBA0402014YYNN	20" x 14"	Yellow/White
BA040TRAFFIC	ADD 3/8" Holes for Post Mount	
BA040OSHA	ADD 3/16" Holes in Corners	

BLANKS



BLANKS
 NO Radius
 Corners
 and NO Holes.

BLANKS are NOT punched or radiused.
 You may add "Traffic" or "OSHA" style punch
 and radius for a small fee.



TRAFFIC
 Radius Corners
 and 2 Holes.



OSHA
 Radius Corners
 and 4 Holes.

All blanks come with
 PVC protective film
 on one side.

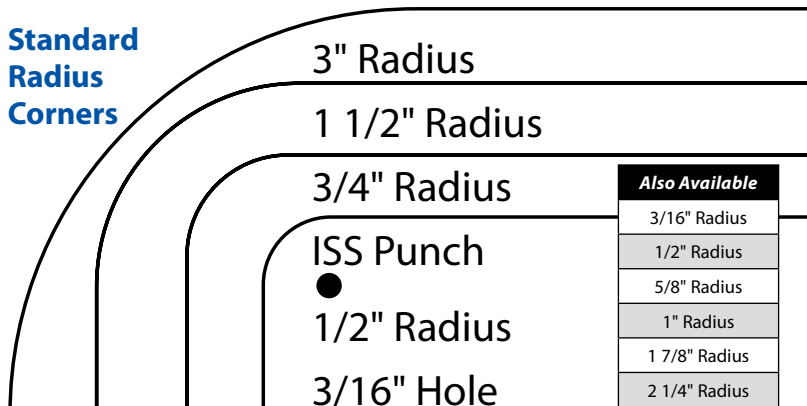
Hole Punch & Radius Info

Standard Punch Holes

- 3/16" Screw, Nail Punch, or Wall Mount.
- 1/4" Screw or Fence Punch
- 3/8" Sign Post or Bolt Mount

Other Hole Sizes available by request.

Standard Radius Corners



Also Available

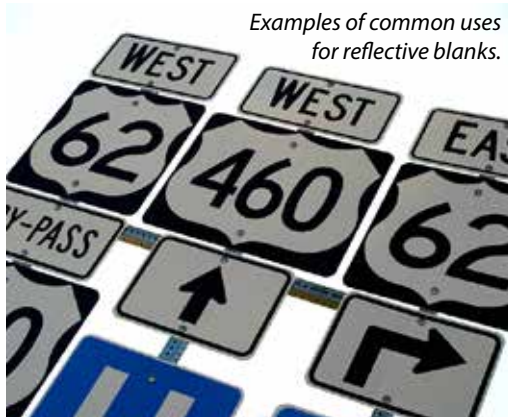
3/16" Radius
1/2" Radius
5/8" Radius
1" Radius
1 7/8" Radius
2 1/4" Radius

Sheeted Aluminum Blanks



Use for
Screen Printing
or with
Overlay Film
or **Vinyl**

- ◆ Standard reflective traffic sign blanks come with radius corners, .080" aluminum, 3/8" hole punch, and Alodine coating to meet Federal specifications.
- ◆ Standard street name sign blanks come with radius corners, .080" aluminum, NO hole punch, and Alodine coating to meet Federal specifications.
- ◆ Choose between High Intensity Prismatic (H) and Engineer Grade Prismatic (E) reflectives.
- ◆ Orange Diamonds may also be ordered with Fluorescent Orange 39245 Diamond Grade (D).
- ◆ Other shapes, colors, reflective types, and aluminum thicknesses are available. Call for a quote.



Examples of common uses for reflective blanks.

Rectangles	w/Engineer Grade	w/HIP
	Size	Size
White BA080(X)WH(XXXX)R	12x6R	12x6R
	12x9R	12x9R
	12x18R	12x18R
	18x12R	18x12R
	18x24R	18x24R
	24x12R	24x12R
	24x18R	24x18R
	24x30R	24x30R
	30x24R	30x24R
	30x36R	30x36R



Squares	
w/Engineer Grade	w/HIP
Size	Size
24x24S	24x24S
30x30S	30x30S
White BA080(X)WH(XXXX)S	

When Ordering Blanks **REMEMBER** Specify Width first and Height second.

Diamonds	w/ HIP	w/ Diamond Grade
	Size	Size
	24x24D	30x30D
	30x30D	36x36D
	36x36D	48x48D



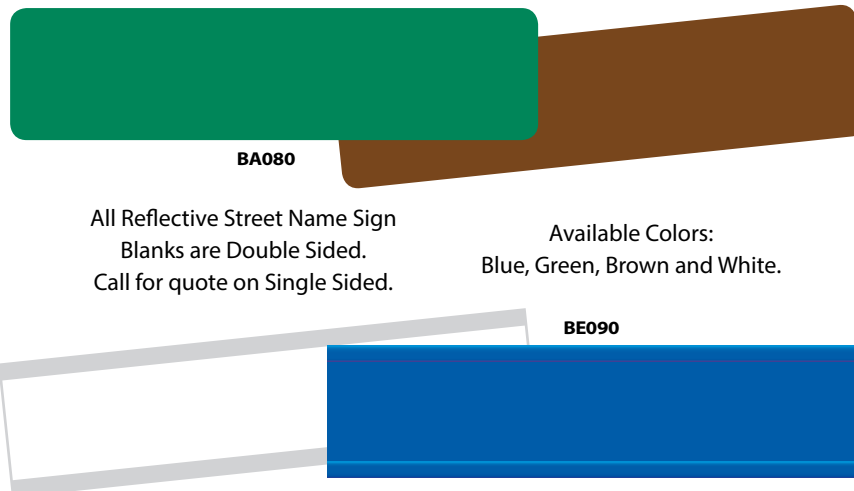
Examples of common uses for reflective blanks.



Flat Blades

w/Engineer Grade	w/HIP
Size	Size
6x18F	6x18F
6x24F	6x24F
6x30F	6x30F
6x36F	6x36F
6x42F	6x42F
6x48F	6x48F
9x24F	9x24F
9x30F	9x30F
9x36F	9x36F
9x42F	9x42F
9x48F	9x48F
9x54F	9x54F
9x60F	9x60F

Sheeted Aluminum Street Name Blanks



Extruded Blades

w/Engineer Grade	w/HIP
Size	Size
6x18E	6x18E
6x24E	6x24E
6x30E	6x30E
6x36E	6x36E
6x42E	6x42E
6x48E	6x48E
9x24E	9x24E
9x30E	9x30E
9x36E	9x36E
9x42E	9x42E
9x48E	9x48E
9x54E	9x54E
9x60E	9x60E

SIGN SHOP SUPPLIES





- ◆ Traffic sign blanks come with radius corners, .080" aluminum, 3/8" hole punch, and Alodine coating to meet Federal specifications.
- ◆ Other thicknesses, shapes, and sizes of aluminum are available. Call for a quote!

REMEMBER Specify Width first and Height second, When Ordering Any Blanks, *except* Street Name Sign Blanks. For Street Name Sign Blanks, specify Height first and Width second.



BA080(XXXX)R

Rectangle

Size

12X6R

12X18R

12X36R

18X12R

18X24R

21X15R

24X12R

24X18R

24X30R

30X24R

30X36R

36X12R

36X24R

1 & 2 POST

48X24R


2 POST

48X30R

2 POST

48X60R

2 POST



BA080(XXXX)S

Square

Size

18X18S

24X24S

30X30S

36X36S

1 POST



BA080(XXXX)D

Diamond

Size


24X24D

30X30D

36X36D

48X48D

2 POST




BA080(XXXX)C

Circle

Size

30X30C

36X36C




BA080(XXXX)P

Pentagon

Size

30X30P

36X36P



BA080(XXXX)I


Interstate Shield

Size

24X24I

30X24I

36x36I



BA080(XXXX)T


Triangle

Size

30X30T

36X36T

36X48NPZ



BA080(XXXX)O


Octagon

Size

24X24O

30X30O

36X36O



BA080(XXXX)SNSR

6" Flat

Size

6X18F

6X24F

6X30F

6X36F

6X42F

6X48F

9" Flat

Size

9X24F

9X30F

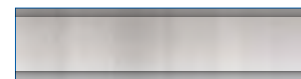
9X36F

9X42F

9X48F

9X54F

9X60F



BE090(XXXX)N

6" Extruded

Size

6X18E

6X24E

6X30E

6X36E

6X42E

6X48E

9" Extruded

Size

9X24E

9X30E

9X36E

9X42E

9X48E

9X54E


9X60E






Border Blanks & Partially Finished Signs


We make a variety of border blanks made with (H) High Intensity Prismatic, (D) VIP Diamond Grade and (E) Engineer Grade Prismatic on .080" aluminum. Most are in stock.




S1218BOBLWH(E)A




S1218BOBKWH(E)A
S1824BOBKWH(E)A
S2430BOBKWH(E)A



S1218BOREWH(E)A
S1824BOREWH(E)A




S1218BOGRWH(E)A



S1218RBGRWH(E)A



S1218RBBLWH(E)A
S1824RBBLWH(E)A



S1824BOBKYE(H)A




S1218R71B(E)A



S1218R83AB(E)A



S1218R83AV(E)A



S1824R21B(H)A
S2430R21B(H)A
S4860R21B(H)A



S1818W131PB(H)A



S2424BOBKWH(H)A
S3030BOBKWH(H)A



Orange & Yellow Diamond border blanks made with (H) High Intensity Prismatic or (D) VIP Diamond Grade on .080" aluminum.



S3030BOBKOR(D)AC
S3636BOBKOR(D)AC
S4848BOBKOR(D)AC



S2424BOBKYE(H)A
S3030BOBKYE(H)A
S3636BOBKYE(H)A

Other border blank/partially finished sign combinations available.

However, a minimum order of 5 identical pieces is required.

THESE ARE NOT COMBINABLE FOR QUANTITY DISCOUNTS.



14" x 10" OSHA Sign Headers

OSHA signs are non-reflective painted finish on .040" aluminum (A) material.



ISS1014A1000



ISS1014A2000



ISS1014A3000



ISS1014A4000



ISS1014A5000

Fluorescent Orange Diamond Grade Signs

STOP Faces



SNON6024G201BDAC



10" E Series
S2424W131PBDAC



SPL1233W42STRDAC
Straight Line Plaque
For W4-2



7" D Series
S4848W201FDAC



Border Blank
S3636BOBKORDAC
S4848BOBKORDAC



Double Pavement
Transition
S4848W42DDAC



48"X 16" Plaque
for 48" X 60"
Speed Limit Sign
BA080DOR4816SP



Minimum order of 5 identical faces required.

Stop Faces

w/ High Intensity Prismatic

Size

FNON2424R11HP

F3030R11HP

w/ Engineer Prismatic

Size

FNON2424R11EP

F3030R11EP



Double Faced
SPL0720W205RLDA

S4848W205B1MDAC



S4848W205B5MDAC



S4848W205B15DAC

SIGN SHOP SUPPLIES

CALL for MORE LEGENDS





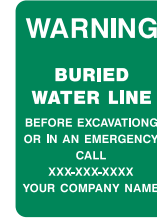
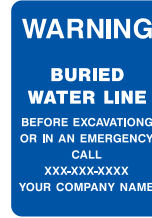
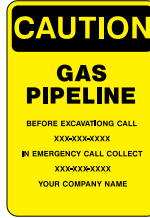
OSHA Safety Signs

See pages 74-75. OSHA headers may also be incorporated into underground notification signs as shown to the right.

Utility Signs & Marking Products

Examples of the many options available are shown on this page.

Call a customer service specialist to get a customized quote and more details.



Flexible & Enhanced Markers plus Decals

Page 104 or call for details.



More Work Zone Safety Products including Rigid and Roll-up Signs and Stands are also available for all types of utility crews.

Pages 87-89



Sign Stand and Signs

Page 88



Safety Vests

Page 85



Traffic Cones

Page 78



Stenciling Available

Type I & II Barricades

Pages 80-83



Hand Paddles

Pages 90-91



Rust Tough® Utili-Coat Paint

Call for details.



APWA Detectable Underground Warning Tape

Call for details.



Surveyor's Marking Tape

Call for details.



Marking Flags

Page 78



Inverted Marking Paints & Wands

Page 95



Call Us for a Quote.

Custom Designs, Shapes & Sizes!

Reflective Custom

CUSTOM GRAPHICS

Non-Standard Traffic



The most common type of Custom Sign we manufacture is the **Non-Standard Traffic Sign**.

These are signs that have custom artwork or legends but are printed on a standard reflective blank.

Utility Signs



We produce a full line of **Utility Signs** and marking products for the utility industry.

Mass Transit



We produce a full line of signage and route numbering products for **Mass Transit** systems.

Municipal Decals



D(XX)(X)10C
D(XX)(X)14C
D(XX)(X)18C

CIRCLE:
10" • 14" • 18"




D(XX)(X)11508SQOV
D(XX)(X)16115SQOV

SQUARED OVAL:
11½" X 8" • 16" X 11½"



Common Center Legends:
ROAD DEPT.
SANITARY DEPT.
UTILITY DEPT.
WATER DEPT.



Municipal Decal Order Checklist

Background Color (XX)

- White (WH) Yellow (YE)

Material (X)

- Vinyl (V) Reflective (E)

Shape & Size

- 10" Circle (10C)
- 14" Circle (14C)
- 18" Circle (18C)
- 11½" X 8" Squared Oval (11508SQOV)
- 16" X 11½" Squared Oval (16115SQOV)

Adhesion

- Decal Magnetic

Lettering Color

- Blue Green
- Red Black

Legend


Center Legend _____

Outer Legend _____

Custom Signs for Every Need.

Signs are Our Specialty

Reflective • Routed




Reflective Material on Routed Aluminum Shape is a unique way to personalize your business signage.

Decals



Decals are very popular for business, clubs, fund-raisers or just for fun!! Available in numerous material types and sizes.

Magnetic Decals



Magnetic Material can be used to make Business Cards, Mini Magnets, Calendars, Picture Frames, Car Door Signs and More.

Banners



Banners for any and every occasion! Available in a variety of sizes and colors, including 4 Color Process Digital Printing.

License Plates



Personalized License Plates made from your choice of aluminum, polyethylene or 6-Ply all-weather card. Car Plate Frames are also available.

Real Estate



A variety of products are available for Real Estate Companies including Yard Signs, Banners, Magnetics and Decals.

Sand Blasted Signs



Sand Blasted Signs made with High Density Foam Board with Ornamental Iron Frame.

Security Signs



These Signs Are Also A Great Way To Mark Underground TV Cables, Utilities, Or Water Sprinkler Lines.

Security Signs are made of aluminum or polyethylene. Matching window decals and aluminum stakes are also available.

Political Products



Our Political Products Include Yard Signs, Mini-Billboards, Bumper Stickers, Badges, Door Knob Hangers, And Rally Signs

CUSTOM GRAPHICS

School Zone Signs



S1218R7360(E)A



S1218R7310(E)A



S1218R7321(E)A



S1218R7304(E)A



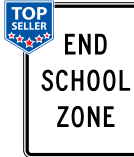
S1218R7309(E)A




S1218R7323(E)A



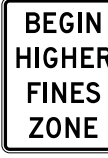
S1218R7217(E)A



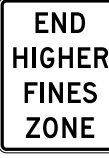
S2430S52(H)A



S2430S53(H)A



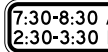
S2430R210(H)A



S2430R211(H)A



S2418R26P(H)A



S2410S41P(H)A
*Specify times



S2410S44P(H)A



S2410S46P(H)A



S2410S42P(H)A



STOP/STOP School Crossing Hand Paddles

SHP1818ST040(X)NH - 18" x 18" .040" Aluminum Paddle Head
Sheeting (X): (B) Non-Reflective | (E) Engineer Grade Prismatic
 (D) VIP Diamond Grade | (H) High Intensity Prismatic

Handle
HPHANDLE10
 10" Galvanized Steel Conduit
(Sold Separately)
Vynafoam Grip
HPZFOAMGRIP
 Vynafoam Grip
(Sold Separately)

3MTM FYG Diamond GradeTM
 Required in School Zones



S1236R16AHDAG



S1236R16HDAG



S3030S11DAG
S3636S11DAG



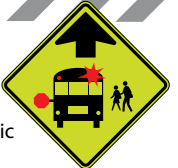
S2448S51(XX)FHA
*Specify Speed



S2418W162PDAG
S3024W162PDAG
*Specify FEET



S2408S43PDAG



S3030S31DAG
S3636S31DAG



S3030S45(XX)DAG
S3636S45(XX)DAG
S3030S45(XX)HDAG
S3636S45(XX)HDAG
*Specify Speed




S3030S32DAG
S3636S32DAG



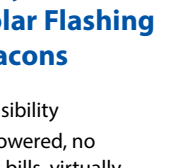
S3030S45A(XX)DAG
S3636S45A(XX)DAG
*Specify Speed



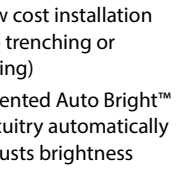
S2412W169PDAG
S3018W169PDAG



S2412W165PDAG
S3018W165PDAG



S2412W167PRDAG
S3018W167PRDAG



S2412W167PLDAG
S3018W167PLDAG

Athletic Marking Paint & Stencils



Athletic Marking Paints and Stencils available in standard and custom legends for all your traffic, parking lot, playground, and athletic field needs. [Pages 95-103](#)



S2412W166PRDAG
S3018W166PRDAG



S2412W166PLDAG
S3018W166PLDAG



S2412W162APDAG
S3018W162APDAG
*Specify FEET



S2412W169PDAG
S3018W169PDAG



S2412W165PDAG
S3018W165PDAG



S2412S47PDAG
S3018S47PDAG



S2412W167PRDAG
S3018W167PRDAG



S2412W167PLDAG
S3018W167PLDAG

Stickers, Decals & Tags

Bumper Stickers, Parking Permits, Polyester Decals & Vinyl Decals

Available in many standard colors and sizes with customized graphics for your school or college.



Property Signs



S1218S36(H)A




S1218PC250(H)A



S1824PC230(H)A



S1218PC236(H)A



S1824PC200(H)A



S1824PC235(H)A

Blinker BeaconsTM

Vertically Mounted Dual Solar Flashing LED Beacons

- ◆ Adds visibility
- ◆ Solar Powered, no electric bills, virtually maintenance free
- ◆ Low cost installation (no trenching or wiring)
- ◆ Patented Auto BrightTM circuitry automatically adjusts brightness levels, maintaining optimal LED output & extending battery life



In-Street Pedestrian Crosswalk Signage

Children and other pedestrians are at risk when crossing the street every single day.

- Quickly grabs motorists' attention and alerts them to pedestrians in crosswalk.
- Utilizes Highly Visible, Reflective Diamond Grade Fluorescent Yellow Green sheeting plus FYG posts.
- 12" x 36" Yield to Pedestrian -or- Stop for Pedestrian signs are constructed of durable plastic.

52" X-Tube Rigid Upright with Sign

PART #	LEGEND
RPOFPIPX50WHTSS603	YIELD to Ped - Double Faced
RPOFPIPX50WHTSS602	YIELD to Ped - Single Faced
RPOFPIPX50WHTSS605	STOP for Ped - Double Faced
RPOFPIPX50WHTSS604	STOP for Ped - Single Faced

Choose Sign from above to use with the Yeti Base

RPOFZPXTUBEBASEYETI	"The Yeti" 40# Portable Base
RPOFZPXTUBEBASE800QR	Quick Release Pin for 1.75" X-Tube Post

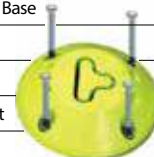


42" EFX FYG Flexible Safety Post with Sign

PART #	LEGEND
RPOFPIPF342FLGF613	YIELD to Ped - Double Faced
RPOFPIPF342FLGF612	YIELD to Ped - Single Faced
RPOFPIPF342FLGF615	STOP for Ped - Double Faced
RPOFPIPF342FLGF614	STOP for Ped - Single Faced

Choose Sign from above to use with the Banana Base or Fixed Base

RPOFZPBANANANA	35# Portable Banana Base
RPOFZPFG300BAFYG	Fixed Base
RHSMSCA3840	Asphalt Anchor Bolt
RHSMSCA3825	Concrete Anchor Bolt
RPOFZPFG300XPINS	Post Pins (Box of 50)



The 300 FYG Fixed Base for fixed installations where the post and base will remain on the road surface for an extended period of time. Bases are constructed of a UV stable, high impact plastic. Safety posts are mounted to the base with two nylon locking pins. Bases are secured to the roadway with either epoxy or bolts.

In-Street Pedestrian Crosswalk Signage



In-Street Pedestrian Crosswalk Signage provides enhanced conspicuity at un-signalized intersections in order to alert motorists to local laws concerning yielding to or stopping for pedestrians in crosswalks.



FEATURES exclusive patented, anti-twist reactive spring system.



The One Base and Recessed Base only attach to quick release post types.



Quick Release Mounting Style Post w/Sign

PART #	Legend	Sign Faces
RPOFPIPDSTDQ	STOP for Ped	Double Faced
RPOFPIPDYDDQ	YIELD to Ped	Double Faced
RPOFPIPDYDSQ	YIELD to Ped	Single Faced
RPOFPIPSSTDQ	(SCHOOL) STOP for Ped	Double Faced
RPOFPIPSYDDQ	(SCHOOL) YIELD to Ped	Double Faced
RPOFPIPSYDSQ	(SCHOOL) YIELD to Ped	Single Faced

Choose Sign from above to use with a Base below

PART #	Description
RPOFZIQRFBASEBK	Quick Release Base - Surface Mount
RPOFZIRBHPQR	Recessed Base - High Profile for Asphalt
RPOFZIRBLPQR	Recessed Base - Low Profile for Concrete
RPOFZIQRPBASE	Portable One Base - 100% Recycled Rubber
RPOFZIQRPPIN	Quick Release Replacement Pin

Fixed Mounting Style Post w/Sign

PART #	Legend	Signs Faces
RPOFPIPDSTDF	STOP for Ped	Double Faced
RPOFPIPDSTSF	STOP for Ped	Single Faced
RPOFPIPDYDDF	YIELD to Ped	Double Faced
RPOFPIPDYDSF	YIELD to Ped	Single Faced
RPOFPIPSSTDF	(SCHOOL) STOP for Ped	Double Faced
RPOFPIPSYDDF	(SCHOOL) YIELD to Ped	Double Faced

Choose Sign from above to use with a Base below

PART #	Description
RPOFZISMFBK	Fixed Base - Surface Mount
RHSMSLS12	Anchor Kit with 4 lag screws (installs 1 base)

Ped-in-a-Bag®

PART #	Legend	Signs Faces
RPOFPIPSZSTDP	(SCHOOL) STOP for Ped	Double Faced
RPOFPIPSZYDDP	(SCHOOL) Yield to Ped	Double Faced
RPOFZIQRPBASEL	Lightweight base for ped-in-a-bag (base and top sold separately)	

Portable School Zone Signage

Easy Fold Sandwich Boards

Find a full line of standard options on page 83 & custom options on page 63.



Ped-in-a-Bag®


Lightweight, portable pedestrian sign on the Lightweight Base designed for use by school crossing guards. Features anti-twist reactive spring system. Includes Storage Bag.



Facility Signs



Made from .040" aluminum with a non-reflective finish, and corner holes for wall mount.



ISS0710A230



ISS0710A231



ISS0710A232



ISS0710A233



ISS0710A234



ISS0710A235



ISS0710A220



ISS1014A225



ISS1014A226



ISS1014A227



ISS1014A210



ISS1014A211



ISS1014A212



ISS1014A204



ISS1014A205



ISS1014A206



ISS1014A207



ISS1014A200



ISS1014A201



ISS1014A202



ISS1014A203



ISS0424A215



ISS0424A216




ISS0424A217

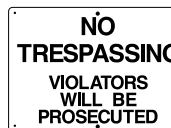
.040" Aluminum non-reflective signs are less expensive than reflective which makes them ideal for private properties. 6 pre-punched holes included.




ISS1420AP401



ISS1420AP402



ISS1420AP403



ISS1420AP404



ISS1420AP405



ISS1420AP406



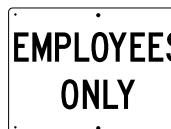
ISS1420AP407



ISS1420AP408



ISS1420AP409



ISS1420AP410



ISS1420AP411



ISS1420AP412



ISS1420AP413



ISS1420AP414



ISS1420AP415



ISS1420AP416



ISS1420AP417



ISS1420AP418



ISS1420AP419



ISS1420AP420



ISS1420AP421

OSHA • FACILITY SIGNS



14" x 10" OSHA Signs

OSHA signs are available on non-reflective .040" aluminum (A) or stick on decal (S) material.



ISS1014 (A or S) 1(XXXX)



ISS1014 (A or S) 2(XXXX)



ISS1014 (A or S) 3(XXXX)



ISS1014 (A or S) 4(XXXX)



ISS1014 (A or S) 5(XXXX)




Industrial Safety Floor Marking Stencils

Page 103

Match a Header above with a Legend below:

Code	Legend	Code	Legend
0010	ACETYLENE	0420	HOT
0020	ACID	0430	KEEP AISLES CLEAR
0030	AMMONIA	0440	KEEP GATE CLOSED
0040	ASBESTOS - CANCER & LUNG DISEASE HAZARD - AUTHORIZED PERSONNEL ONLY - RESPIRATORS & PROTECTIVE CLOTHING	0450	KEEP THIS AREA CLEAN
0050	AUTHORIZED PERSONNEL ONLY	0460	KEEP THIS DOOR CLOSED
0060	BE CAREFUL	0470	KEEP THIS PLACE CLEAN AND ORDERLY
0070	BURIED CABLE	0480	LOW HEADROOM
0080	CAUSTIC	0490	NO ADMITTANCE
0090	CHEMICAL STORAGE AREA, KEEP OUT	0500	NON-POTABLE WATER - NOT FOR DRINKING OR COOKING USE
0110	CHLORINE	0510	NO SMOKING
0120	CONSTRUCTION AREA	0520	NO SMOKING BEYOND THIS POINT
0130	CRANE WORKING OVERHEAD	0530	NO SMOKING MATCHES OR OPEN FLAME
0140	DIESEL FUEL	0540	NO SMOKING OXYGEN IN USE
0150	DO NOT BLOCK DOOR	0550	NO TRESPASSING
0160	DO NOT ENTER	0560	OPEN HOLE
0170	DO NOT ENTER UNLESS WEARING SAFETY EQUIPMENT	0570	OPEN PIT
0180	DO NOT LIFT MORE THAN YOU ARE ABLE	0580	OUT OF ORDER
0190	DO NOT OPERATE MACHINERY WITHOUT GUARDS	0590	POISON
0200	EAR PROTECTION REQUIRED BEYOND THIS POINT	0600	POISON GAS
0210	EAR PROTECTION REQUIRED IN THIS AREA	0610	REPORT ALL ACCIDENTS NO MATTER HOW SMALL TO YOUR FOREMAN
0220	EMERGENCY SHOWER	0620	REPORT ALL UNSAFE CONDITIONS TO YOUR FOREMAN
0230	EMERGENCY SHOWER/EYEWASH	0630	RESPIRATORS REQUIRED IN THIS AREA
0240	EXPLOSIVE GAS NO SMOKING	0640	RESTRICTED AREA
0250	EXPLOSIVES	0650	SLIPPERY WHEN WET
0260	EYE AND EAR PROTECTION MUST BE WORN IN THIS AREA	0660	STEP DOWN
0270	EYE PROTECTION REQUIRED BEYOND THIS POINT	0670	STEP UP
0280	EYE PROTECTION REQUIRED IN THIS AREA	0680	SULFURIC ACID
0290	EYEWASH FOUNTAIN HERE	0690	THE SAFE WAY IS THE BEST WAY
0300	FLAMMABLE	0700	THERE IS NO SUBSTITUTE FOR SAFETY
0310	FLAMMABLE GAS	0710	THIS MACHINE STARTS AUTOMATICALLY
0320	FLAMMABLE LIQUIDS	0720	USE HANDRAIL
0330	FLAMMABLE MATERIAL NO SMOKING	0730	WALK, DON'T RUN
0340	FLOOR SLIPPERY WHEN WET	0740	WATCH OUT FOR FORKLIFT TRUCKS
0350	FOOT PROTECTION REQUIRED BEYOND THIS POINT	0750	WATCH YOUR STEP
0360	GASOLINE	0760	WEAR GOGGLES, RUBBER GLOVES, AND APRON WHILE HANDLING ACIDS OR CAUSTICS
0370	HARD HAT AREA	0770	WEAR GOGGLES WHILE USING THIS MACHINE
0380	HARD HAT PROTECTION REQUIRED BEYOND THIS POINT	0780	WET FLOOR
0390	HAZARDOUS MATERIAL STORAGE AREA	0790	WHEELS MUST BE CHOCKED WHEN LOADING OR UNLOADING
0400	HIGH PRESSURE GAS LINE		
220	HIGH VOLTAGE		
0410	HIGH VOLTAGE KEEP OUT		



10" Wall Mount Bracket

Bent at a 90° Angle for 14"X10" Sign with Industrial Safety Punch and Radius.

POSTED No Trespassing Signs



S1209P409H

- ◆ 12 1/4" Wide
- ◆ High Intensity Prismatic Sheetting



S1209P410H

- ◆ 2 Nail Holes For Easy Mounting

Product Code Explanation

ISS 1014 X # XXXX

- Industrial Safety Code
- Legend Code 79 available
- Choose Header 1, 2, 3, 4, or 5 Specify when ordering

14" x 10" sign
10" x 7" &
20" x 14" also available

A - .040" Non-Reflective Aluminum
S - Vinyl Stick on Decal

79 STANDARD LEGENDS AVAILABLE

OSHA • FACILITY SIGNS



Incident Management Kits

RSPIMKIT(XX) Kit Includes:

- ◆ Wrap and Roll MDI Compact Sign Stand
- ◆ Fluorescent Pink Compact Sign (Ribs included) with ACCIDENT AHEAD Legend in (36) 36" -or- (48) 48". 48" kit is suitable for all roadways including interstates.
- ◆ 5-Point Breakaway Lime XL Economy Vest
- ◆ 6.5" x 4" Red Highway Road LED Flare
- ◆ 14" Red Traffic Baton ◆ Storage Bag for Kit



Add Collapsible Cones to IM Kit

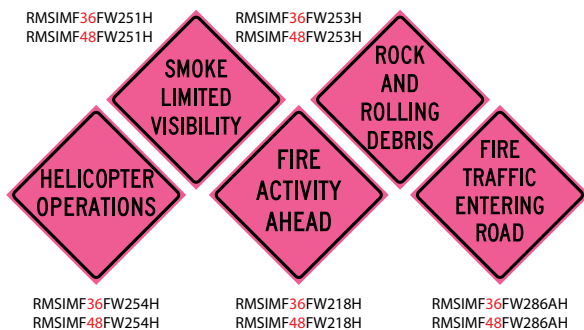
(Set of 5) **Collapsible Cones** are MUTCD compliant and includes a heavy-duty storage bag.

RSPCC28RCOLLAPSE5PK

Roll-Up Signs for Forest Service

USDA Forest Service roll-up signs are available in Pink Reflective. Source: Sign & Poster Guidelines for Forest Service (2013). May be used by jurisdictions other than USDA Forest Service as well. Ribs sold separately. *Artwork charges may apply.*

Available in 36"x36" (36) and 48"x48" (48) sizes with vinyl pockets.



Call for a Customized Quote

END FIRE ACTIVITY

RMSIMF3618FG205H

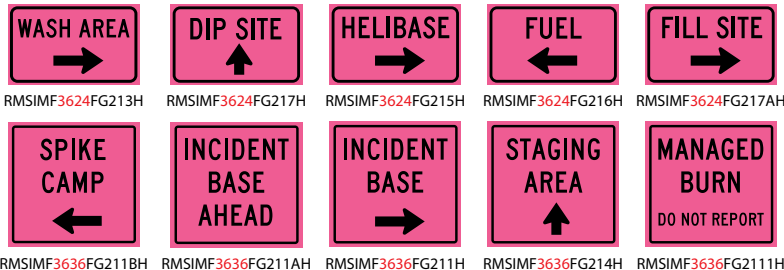
FIRE INFORMATION

RMSIMF5436FG219H

FIRE INFORMATION AHEAD

RMSIMF5436FG218H

Part #	Roll-Up Sign Ribs Size
RMSR36	36" Ribs
RMSR48	48" Ribs
RMSR36TCR36	36" Heavy Duty Ribs
RMSR48TCR48	48" Heavy Duty Ribs
RMSR3618	36" x 18" Ribs
RMSR3624	36" x 24" Ribs
RMSR5436	54" x 36" Ribs



Traffic Batons

Batons are Weather Resistant

Batteries last up to 100 hours.

LED lights visible up to 3,000 yards away & last over 100,000 hours.



14" Long Baton Red RSAGFXG410RE

- ◆ 3 Functions: red flashing, warning, and steady
- ◆ Requires 2 X C batteries (not included)

15" Long Baton Red RSAGFXG411TWRE

- ◆ 4 Functions: white flashlight, white flashlight with red flashing, and red flashing/steady
- ◆ Requires 2 X D batteries (not included)



21" Long Traffic Baton Red/Green/Blue RSAGFXG408RGB

- ◆ 6 Functions: flashing and steady in red, green & blue
- ◆ Requires 3 X C batteries (not included)

5-Point Breakaway Vests

3rd Party Certified – Meets ANSI/ISEA 207-2006

Class 3 Type R Standards



Premium 5-P Vest
RSAGV35PBLSSZM(XX)N - Lime
Specify Size (XX): (ML) fits M-L, (XL2X) fits XL-2XL, (3X5X) fits 3XL-5XL

2017 | Catalog#10

3rd Party Certified – Meets ANSI/ISEA 107-2010 **Class 2 Standards**, NFPA Standards for Fire Trucks and MUTCD Standards for Flaggers



Economy 5-P Vest
RSAGV5E(XX)SSZM(XX)N

5-Point Breakaway Vests are an excellent choice for extreme work environments around moving machinery and equipment to prevent pulling workers into hazards. *Choose an Economy 5-Point Vest or Premium 5-Point Vest in Lime or Orange.*

Colors (X): (L) Lime, (O) Orange
Sizes (XX): (L), (XL), (2X)



Premium 5-P Vest
RSAGV5P(X)SSZM(XX)N

Are your First Responders Compliant?

The NFPA (National Fire Protection Agency) requires that all fire trucks shall carry one 5-Point Breakaway ANSI/ISEA 201 Class 2 Vest for each seating position on the truck.

Storage Bags

Storage Bags

for 2 (two) Standard Roll-Up Signs with Ribs.
Specify Size when Ordering.



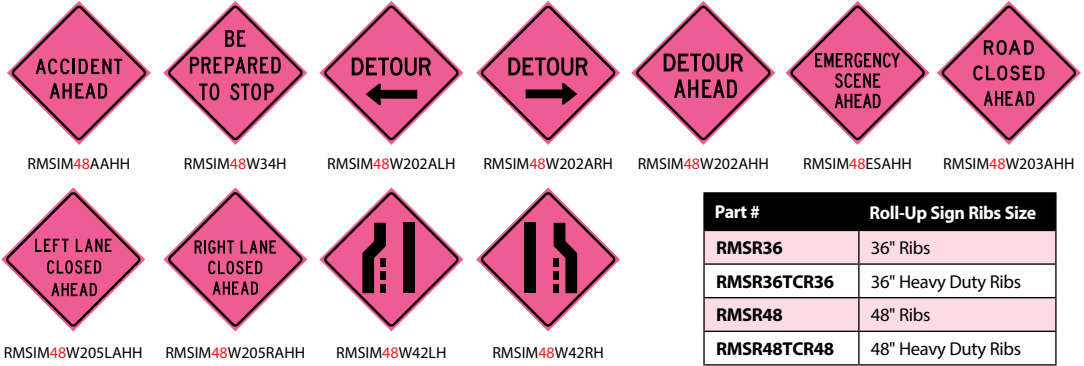
RMSHD36
RMSHD48

Roll-up Sign Legends shown on *page 87* are also available in the fluorescent pink reflective material.
Artwork charges may apply. Call for details and a customized quote.

Pink Reflective is the approved MUTCD color material for all Incident Management areas.

Standard Roll-Up Signs

Standard Roll-Up Signs are available in many legends. Quick Ship legends shown. Ribs sold separately.



Part #	Roll-Up Sign Ribs Size
RMSR36	36" Ribs
RMSR36TCR36	36" Heavy Duty Ribs
RMSR48	48" Ribs
RMSR48TCR48	48" Heavy Duty Ribs

Folding Flag Assembly

for use with any Roll-Up Sign with Ribs.
(2) two 18" flags included.



Compact Sign System

Custom Products offers the MDI System that is a completely self-contained sign system that deploys quickly for greater safety and efficiency in traffic incident management areas. This system is ideal for storing in police and fire vehicles. Add Carry Cases to protect your Stand and Signs during storage for longer product life.



From Stored to Fully Deployed in Seconds

The patented MDI Compact® Sign system features sign faces that have hinged, integrated cross bracing with a single trigger release mechanism for rapid deployment and take-down. When the incident is terminated, the MDI Compact® Sign and cross brace folds down and wraps around undeployed sign stand for easy storage.

Wrap & Roll System

MDI Compact® Roll-Up sign combines with a Traffic Master® sign stand.

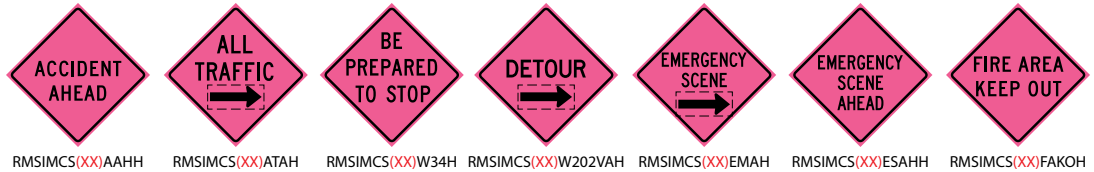
Storage Bags

Storage Bags for MDI Compact System or Compact Roll-Up Signs.
Specify Size when Ordering.



RMSHD36CSSB
RMSHD48CSSB
For Compact System Only

RMSHD36CSB For Compact Signs Only
RMSHD48CSB



Compact Roll-Up Signs come pre-installed with hinged, integrated cross bracing to work in conjunction with the MDI Compact Sign System.

Arrows provided as overlay patch may be turned as needed. Roll-up sign sizes (XX) : (36) 36" or (48) 48"



Cones & Cone Bars



Traffic Cones

- ◆ Flexible Bright Fluorescent Orange, Lime, Blue or White PVC
- ◆ Many Sizes and Reflective Collars available.
- ◆ Some sizes require minimum quantity order, call for details.

RSPCC1803WLN 18" 3# Wide Body Lime No Reflective	RSPCC1803WON 18" 3# Wide Body Orange No Reflective	RSPCC1803WLR06 18" 3# Wide Body Lime REFLECTIVE 6"	RSPCC1803WOR06 18" 3# Wide Body Orange Reflective 6"	RSPCC2807SOR46 28" 7# Slim Body Orange Reflective 4" & 6"	RSPCC2810SOR46 28" 10# Slim Body Orange Reflective 4" & 6"	RSPCC2807WON 28" 7# Wide Body Orange No Reflective	RSPCC2807WOR46 28" 7# Wide Body Orange Reflective 4" & 6"	RSPCC2810WOR46 28" 10# Wide Body Orange Reflective 4" & 6"	RSPCC2807WLN 28" 7# Wide Body Lime No Reflective	RSPCC2807WLR46 28" 7# Wide Body Lime Reflective 4" & 6"	RSPCC2807WWN 28" 7# Wide Body White No Reflective	RSPCC2807WWR46 28" 7# Wide Body White Reflective 4" & 6"	RSPCC2807WBN 28" 7# Wide Body Blue No Reflective	RSPCC2807WBR46 28" 7# Wide Body Blue Reflective 4" & 6"	RSPCC3610WON 36" 10# Wide Body Orange No Reflective	RSPCC3610WOR46 36" 10# Wide Body Orange Reflective 4" & 6"	RSPCC3612WOR46 36" 12# Wide Body Orange Reflective 4" & 6"	RSPCC3610WLR46 36" 10# Wide Body Lime Reflective 4" & 6"	RSPCC3610WLN 36" 10# Wide Body Lime No Reflective
---	---	---	---	--	---	---	--	---	---	--	--	---	---	--	--	---	---	---	--

Cone Bars provide an Instant Barrier in Seconds!!

RSPCCZCB6OW - Orange/White
RSPCCZCB6YB - Yellow/Black

- ◆ Use on Cones and Knob-top Delineators
- ◆ Extends from 3.8'-6'
- ◆ Ultra lightweight - 1.35 lbs.
- ◆ Engineer Grade Reflective
- ◆ Made from ABS Plastic and are reusable

Cone Holder


RSPCCZHOLDER

- ◆ Size: 6.75" w x 22" h
- ◆ Vehicle Bumper Mount for 18" and 28" Cones.
- ◆ Ideal for utility and fire trucks.
- ◆ Holds no more than ten (10) 18" cones or five (5) 28" cones.
- ◆ Hardware not included.

LoPro Airport Barricades • Barricade Sheeting

LoPro Airport Barricades

- ◆ A Low-profile, 8' long x 10" high, interlocking barricade system used to close taxiways, runways, and delineate construction areas.
- ◆ Durable construction, connectors are molded into the barricade, no pins to lose
- ◆ Accepts two styles of warning lights and has (2) two flag mounts.
- ◆ Stackable for transportation and storage
- ◆ FAA Advisory Circular No. 150/5370-2F compliant



RSPBE1PLPA096H

Standard
Lights and Flags SOLD Separately

Specifications	Standard	Additional Options Available
Color	Orange	Custom Colors with minimum purchase
Reflective Area	72" x 6"	NONE
Stripe Size	6"	NONE
Reflectivity	HIP	DG-or- NO Reflective Sheeting
Weight	25 lbs	Fill with water, up to 220 lbs (26 gallons)



- ◆ 50 Yard Rolls
- ◆ Engineer Grade (E) in 6" or 8" widths
- ◆ High Intensity Prismatic (H) in 8" wide
- ◆ Diamond Grade (D) in 7.75" wide
- ◆ Specify 4" (4) or 6" (6) stripe and right (R) or left (L) slant where appropriate



50 Yard Roll Part #	Width & Type	Stripe Width	Colors
RSHCN8117(L)60650	6" (E)	6"	O/W
RSHCN8117(L)40850	8" (E)	4"	O/W
RSH446(L)0775PTL	7.75" (D)	6"	O/W
RSHCN8117(L)60850	8" (E)	6"	O/W
RSH333(6)(L)0850	8" (H)	6"	O/W
RSHCN8115(L)60850	8" (E)	6"	R/W
RSHCN515(L)60850	8" (H)	6"	R/W



Stacker Cone

- ◆ 42" tall cones are in the driver's line of sight
- ◆ Easily Stackable for Storage
- ◆ Slotted handle is ideal for caution tape
- ◆ Recycled rubber base: 16 lbs or optional sand fillable base up to 16 lbs.
- ◆ Size: 42" H x 9.8" W | Weight: 3 lbs.
- ◆ NCHRP-350/MASH Accepted and Meets MUTCD Standards

RSPCC42PSZBASEP
(at left) Sand fillable base up to 16 lb.

RSPCC42PSZBASER
16 lb. base

Specifications	Standard	Additional Options Available
Color	Orange	Yellow
Stripe Width	1 each of 4" and 6" HIP	NONE
Stripe Color	White	4" Blue and 6" Green on Yellow Cone
Base	16 lbs Rubber	Sand Fillable up to 16 lbs



Open Top Delineator

- ◆ Quick and easy set-up
- ◆ Reflective Bands, 2 each - 3" or 4" wide
- ◆ Flange on bottom grabs base for tight fit, 5.375" diameter
- ◆ Post Diameter: 4"
- ◆ Recycled rubber bases: 8 lbs, 10 lbs, 12 lbs, and 18 lbs
- ◆ 2 Sizes: 42" H - weight 1.7 lbs
28" H - weight 1.1 lbs
- ◆ NCHRP-350/MASH Accepted and Meets MUTCD Standards

Specifications	Standard	Additional Options Available
Height/Weight	42" / 1.7 lbs	28" / 1.1 lbs
Reflectivity	ENG	NONE -or- HIP -or- DG
Band (Stripe Width)	2 each - 3"	2 each - 4"
Base	8 lbs	10 lbs, 12 lbs, 18 lbs
Handle	NONE	Upgrade to the Knob-Top Delineator

Available Bases
RSPCTPZB(XX)
(08) 8 lbs | (10) 10 lbs
(12) 12 lbs | (18) 18 lbs



Gemstone™ Vertical Panel

- ◆ Oversized handle with comfort grip
- ◆ Designed to withstand repeated impacts with minimal damage to vehicles or unit
- ◆ Recessed panel protects reflective sheeting, 8" W x 24" H, 34" H, OR 36" H
- ◆ Flashing light mounting receptacle
- ◆ Available in orange and white
- ◆ Solid recycled rubber bases with carrying handles come in two sizes: 20 lbs. and 30 lbs.
- ◆ Size: 15.4" W x 45" H Weight: 4 lbs.
- ◆ NCHRP-350 Accepted and Meets MUTCD Standards

RSPCVZBASE20
20 lb. base

RSPCVZBASE30
30 lb. base



The handle is easy to grab even with the light attached



Sidewall design adds strength and durability

Specifications	Standard	Additional Options Available
Color	Orange	White
Reflective Area	8" x 24"	8" x 34"-or- 8" x 36"
Stripe Size	4" for 8" x 24", 6" for 8" x 34" and 8" x 36"	4" for 8" x 34" and 8" x 36"
Reflectivity	ENG	HIP -or- DG
Base	20 lbs	30 lbs
Stencil	NONE	Name or Logo on Plastic Panel or Molded into Base



Black (BK) | Lime (LI) | Green (GR) | Blue (BU) | White (WH) | Yellow (YE) | Red (RE)

Colored Dome-Top Delineators

- ◆ Designed to look like a bollard, they are perfect for hotels, schools, churches, parking lots, valet parking and more! Beautiful rich color options make the uses for these delineators endless.
- ◆ Made of a special LDPE formula, these Delineators are strong where you need them to be and flexible enough to bounce back from tough impacts.
- ◆ Recycled rubber bases: 8 lbs or 12 lbs, SOLD separately.
- ◆ Easy set up and take down. An affordable option to help with vehicle and crowd control. Works in conjunction with Cone Bars.
- ◆ Bases are re-vulcanized rubber and have a nice clean look.
- ◆ Tubes have UV stabilizers to ensure they hold their color in the harshest conditions
- ◆ 3M Prismatic reflective sheeting.

Available Bases
RSPCTJZB(XX)
(8) 8 lbs | (12) 12 lbs

Specifications	Quick SHIP	Additional Options Available
Height	42"	42"
Reflectivity	HIP	NONE -or- ENG -or- DG
Band (Stripe Width)	2 Each - 3"	NONE
Rubber Base	8 lbs	12 lbs
Color	Black and Lime	Red, Yellow, Blue, White, Green

Caution Tape



RSP710(X)



- ◆ 3 mil : 3" x 1000' Poly barrier tape provides warning of temporary safety hazard
- ◆ Economical, strong, and disposable
- ◆ Legends (X):
(A) Caution Caution
(B) Police Line Do Not Cross
(F) Caution Do Not Enter
- ◆ Other sizes and legends available

Channelizers



Knob-Top 4" Delineator

- ◆ Height 45" x Width 4"
- ◆ Knob Top for easy handling
- ◆ Accepts cone bars
- ◆ Caution tape wraps around knob
- ◆ Support rings around reflective bands for added tape protection
- ◆ Made from low density polyethylene Fluorescent Orange plastic
- ◆ 8 lb. base is standard and included in price, other sizes available upon request.

RSPCTJK42H08



Channelizer Cone

- ◆ Plasticade Navicade Brand
- ◆ High Density Polyethylene
- ◆ 4 - 6" Tall High Intensity Orange and White Reflective stripes
- ◆ 3 lbs. / 49.25" H x 7.6" W
- ◆ 16 lb. Recycled rubber base included in 6" HIP version.
- ◆ Unique handle is easy to grab even with flashing light or sign attached
- ◆ Stackable with or without base for easy transportation or storage
- ◆ Molded-in holes for mounting lights and signs
- ◆ NCHRP-350/MASH Accepted and Meets MUTCD Standards

RSPCC42NH4616
16 lb. base



30 lb. base (below)

Specifications	Standard	Additional Options Available
Stripe Width	4 Each - 6"	4 Each - 4" -or- 1 Each - 4" and 6"
Reflectivity	HIP	DG -or- DG/HIP Combo -or- ENG
Base	16 lbs.	30 lbs.
Stencil	NONE	Name or Logo Molded into Base

Channelizer Commander™ Traffic Drums



RSPCD100HI46
RSPCD100ZBTIRE

New Power Dome Handle:
gentle slope of dome merges with handle

New Light Mounting Design: light easily turns for stacking



New Tire Locking Ring Design:
Inhibits movement of drum on road surface; textured skirt increases friction and grabs tire; anti-roll design, flat sections on two sides

- ◆ Available in High and Low Density Polyethylene
- ◆ Five Tier Design with (2) 6" Tall Orange and (2) 6" Tall White High Intensity Reflective Stripes
- ◆ 8 lbs. | 39.7"H x 23.5"W
- ◆ NCHRP-350 Accepted/Meets MUTCD Standards

Specifications	Standard	Additional Options Available
Stripe Width	(2) 6" Orange / (2) 6" White	(2) 4" Orange / (2) 4" White
Reflectivity	HIP	DG -or- ENG
Density	HIGH	LOW
Base	Tire Ring	Also available in version compatible with Snap On Rubber Base
Stencil	NONE	Molded in Name or Logo

Type I & II Barricades



TYPE I - Standard
RSPB1PMPC1WHE0806



TYPE II - Standard
RSPB1PMPC2WHE0808



Purchase barricades fully assembled or as component parts.

Names can be stenciled on blank panels for identification.

Leg hinge hole accepts 1/2" light mounting bolt

Combocade™ Type I and Type II Barricade

- ◆ Steel leg barricade with your choice of aluminum, plastic, or plywood boards
- ◆ Boards and legs can be replaced, legs can be repaired
- ◆ 45" steel legs, 14 gauge thickness, galvanized - white powder coated finish available by special order
- ◆ Plastic boards are strong and dense, will not bend, warp, crack, splinter, or peel
- ◆ Bolt holes are molded into the plastic boards
- ◆ Dimensions: 24.4"W x 42.6"H | Board Sizes Available: 8" x 24" and 12" x 24"
- ◆ NCHRP-350 Accepted/Meets MUTCD Standards



Specifications	Standard	Additional Options Available
Reflectivity	ENG	HIP -or- DG
Reflective Area Type I Barricade	8" x 24" Top Panel	12" x 24" Top Panel
Reflective Area Type II Barricade	8" x 24" Top Panel 8" x 24" Bottom Panel	12" x 24" Top Panel 8" x 24" Bottom Panel
Usage	Type I or Type II Barricade	Safety Signage
Stencil	NONE	Recommended for Type I Only
Purchase Option	Complete Barricade	Replacement Parts

Econocade® Type I and Type II Barricade




RSPB1PPPE2WHE0808
TYPE II

- ◆ One piece solid construction
- ◆ Size: 24.4" x 42.6"
- ◆ Easy to handle, pack, and transport.
- ◆ Rust free and impact resistant.
- ◆ Bottom rail can carry a sand bag.
- ◆ Two flashing light receptacles
- ◆ White in Stock. Also available in Orange, Yellow, Red, Blue and Green.
- ◆ NCHRP-350 Accepted and meets MUTCD Standards



RSPB1PPPE1WHE08
TYPE I

The Econocade Barricade can be purchased in a variety of colors.



Specifications	Standard	Additional Options Available
Body Color	White	500 Piece Minimum: Orange, Red, Yellow, Green or Blue
Reflectivity	ENG	HIP -or- DG
Reflective Area Type I Barricade	8" x 24" Top Panel	12" x 24" Top Panel
Reflective Area Type II Barricade	8" x 24" Top Panel 8" x 24" Bottom Panel	12" x 24" Top Panel 8" x 24" Bottom Panel
Usage	Type I or Type II Barricade	Safety Signage
Stencil	NONE	Recommended for Type I Only

Plasticade® Type I and Type II Barricade



RSPB1PPPL2WHH08
TYPE II

- ◆ Premium Plasticade Barricade
- ◆ Withstands repeated impacts
- ◆ Molded-in handles with mounting holes for attaching flashing lights
- ◆ "Click lock" hinges for a positive interlock in the open position
- ◆ Internal ballasting, up to 10 lbs. of sand
- ◆ Sandbag bar (for additional weight)
- ◆ White in Stock. Also available in Orange and Yellow.
- ◆ All grades of reflective sheeting available.
- ◆ Stacking lugs keep units from sliding when stacked
- ◆ NCHRP-350 Accepted and meets MUTCD Standards



RSPB1PPPL1WHH08
TYPE I



RSPB1PPPL2WHH12
TYPE II



Add a Sign Sleeve to use as a sign stand



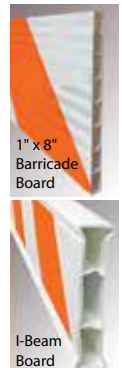
Stenciling Available

Specifications	Standard	Additional Options Available
Body Color	White -or- Orange	Yellow
Reflectivity	HIP	ENG -or- DG
Reflective Area Type I Barricade	8" x 24" Top Panel	12" x 24" Top Panel
Reflective Area Type II Barricade	8" x 24" Top Panel 8" x 24" Bottom Panel	12" x 24" Top Panel 8" x 24" Bottom Panel
Usage	Type I or Type II Barricade	Sign Stand with Sign Sleeve Option -or- Safety Signage
Stencil	NONE	Recommended for Type I Only

Omni™ A-Frame Type I & II Barricade

- ◆ Perfect for crowd control and road closures
- ◆ Versatile Omni™ A-Frame accepts Plasticade® 1" x 8" Barricade Boards and I-Beam Boards
- ◆ 20% heavier than the Plasticade® A-Frame barricade leg with a solid wall design
- ◆ Stacking lugs for easy transportation and storage
- ◆ Flashing light mounting receptacle on each leg
- ◆ Use with one or two 1" x 8" boards

Specifications	Omni™ Package	I-Beam Board Package	Options Available
Leg	Omni™ A-frame	Plasticade A-frame	Omni™ A-frame (works with most board styles) -or- Plasticade A-frame (works with I-Beam Board Only)
Board	1" x 8" Barricade Boards of your choice, found on page 82	I-BEAM Board	1" x 8" Barricade Board -or- I-BEAM Board
Board Quantity		2	1 -or- 2
Length		8'	6', 8', 10', 12'
Reflective Sides	(I-Beam Boards also available, call for details)	2	1 -or- 2
Reflectivity		HIP	DG -or- ENG
Stencil	NONE	NONE	NONE -or- Custom Stencil
Purchase Option	Build a Custom Kit	Pre-Made Kit	Build a Custom Kit, Pre-Made Kit -or- Replacement Parts



I-Beam Board Package RSPBAPAIK096DD2

(2) Plasticade A-Frame Legs and (2) 2" x 8" x 8' I-Beam Boards
Use as a Type I Barricade (left) -or- as a Type II Barricade (right)



Omni™ Package

RSPBAPA200 Build a Custom Kit with (2) Omni A-Frame Legs and 1" x 8" Barricade Boards of your choice, found on page 82.



Type III Barricades

Telespar® Breakaway System Kits



Breakaway Kit #1 (shown)
Breakaway Kit #2 (same design but includes Quick Release Pins)

Kits allow quick removal of uprights from feet for short term or permanent placement. Easy to assemble and replace parts if necessary. Upright accepts a flashing barricade light. **Kits #1-3 Include:**

- ◆ (2) Two - 5' Telespar® Feet
- ◆ (2) Two - 5' Telespar® Uprights
- ◆ (2) Two - 6" Telespar® Stubs
- ◆ (1) One - Hardware Kit - Board to Square Post Upright
- ◆ NOTE: Kit #3 includes 2 complete Shear Pin Breakaway Kits

The **Telespar® Square Posts** shape provides superior wind load capabilities and inhibits warping. Galvanized, hot rolled high carbon steel. Pre-punched mounting 7/16" holes.



Breakaway Kit #3 (shown)

Breakaway Kit #1 - RSPB3ZBUS1



- ◆ **Welded Riser Design**
- ◆ 14 gauge galvanized steel square post breakaway system
- ◆ 2" Feet & 1.75" Uprights

Breakaway Kit #2 - RSPB3ZBUS1QR



- ◆ **Welded Riser Design w/ Quick Release Pins**
- ◆ 14 gauge galvanized steel square post breakaway system
- ◆ 2" Feet & 1.75" Uprights

Breakaway Kit #3 - RSPB3ZBUS



- ◆ **Shear Pin Design**
- ◆ 12 gauge galvanized steel square post breakaway system
- ◆ 1.75" Feet & 1.5" Uprights

Choose Options for Barricade Boards (sold separately from Breakaway Kits #1-3)



"LEFT" Stripes begin at the upper left side and slope downward to the lower right.



Orange - Temporary Traffic Control
Red - STOP or Prohibition (Permanent)



"RIGHT" Stripes begin at the upper right side and slope downward to the lower left.



RSPB3Z(XXX)S(X)M(S/D)(L/R)(OW/RW)6

- ◆ 1" thick x 8" wide plastic boards: extruded hollow core with internal walls for strength and durability.
- ◆ **Length (XXX):** (048) 4' | (072) 6' | (096) 8' | (120) 10' | (144) 12'
- ◆ **Sheeting (X):** (H) High Intensity Prismatic (E) Engineer Grade (D) Diamond Grade Sheeting
- ◆ **Sides (S/D):** (S) Single Sided or (D) Double Sided
- ◆ **Stripe Direction (L/R):** Right (R) or Left (L) or omit if (D)
- ◆ **Color (OW/RW):** (OW) Orange/White or (RW) Red/White



TOP SELLER Barricade Board	
Length	8' (96")
Reflective Sides	1 - Single Sided
Reflectivity	HIP
Stripe Direction	6" Left or Right Stripe
Stripe Color	Orange & White
Stencil	NONE

More Kit Options, Parts & Accessories

Barricade Tape, see page 78.



Angle Iron/ Telespar® Kits

The below components are also available as Kits. Kits include three barricade boards of your choice plus all the hardware needed for assembly.



Angle Iron Uprights with Angle Iron Feet
RSPB3ZBUZAIU(L/R)
1 (L) Left and 1 (R) Right Angle Iron Upright required per barricade



Telespar® Uprights with **Angle Iron Feet**
RSPB3ZBUZAIIF



Telespar Foot 2"
14 Gauge w/6" Riser
RSPB3ZBUZTF

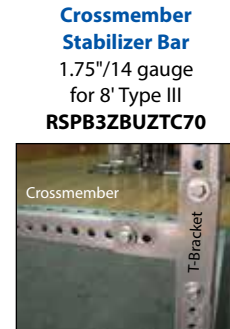


Plasticade Volcano Rubber Base
for 1.75" square post
RSPB3ZBUZRV

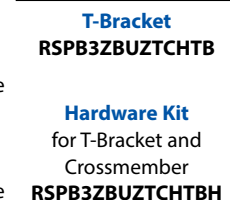


Plasticade Power Posts
RSPB3ZBUZPPU

- Telespar® Uprights**
RSPB3ZBUZTU60
60" H | 1.75" tube | 14 Gauge
RPOSG051215
- 60" H | 1.5" tube | 12 Gauge
RPOSG0512175
- 60" H | 1.75" tube | 12 Gauge



Crossmember Stabilizer Bar
1.75"/14 gauge for 8' Type III
RSPB3ZBUZTC70



T-Bracket
RSPB3ZBUZCHTB
Hardware Kit for T-Bracket and Crossmember
RSPB3ZBUZCHTBH



Quick Release Pin - 2"
RSPB3ZBUZTFHQRP2



Board to Square Post Upright Hardware Kit
RSPB3ZBUZSPUH

ALL Plastic Type III Barricades

Plasticade® Break-Away

- ◆ Collapsible, lies flat for storage and transport
- ◆ Available with 5 board lengths: 1" x 8" boards, 4', 6', 8', 10' or 12' long
- ◆ Easier to transport, install, and store than wood or steel Type III Barricades
- ◆ Accepts two flashing lights
- ◆ Boards are available sheeted (one or both sides) or unsheeted
- ◆ Barricades are sold in kits with hardware included or as component parts
- ◆ NCHRP-350 Accepted, Meets MUTCD Standards



Sentinel™

- ◆ Easy to assemble base consists of 2 pieces, upright and base, that snap together, no hardware required.
- ◆ Available with two board lengths: 1" x 8" boards, 4' or 6' long
- ◆ Boards can be purchased sheeted (on one or both sides) or unsheeted
- ◆ Base can be internally ballasted with sand, sandbags, or water in warmer climates
- ◆ NCHRP-350 Accepted, Meets MUTCD Standards



Plasticade Safety Signage

Easy-Fold Sandwich Boards are a great option for Temporary Traffic Control when ease of use and portability are a must.

- ◆ Choose from 3 sizes and 3 colors: White, Yellow or Orange
- ◆ 51 Standard Legends; *Custom Legends also available.*
- ◆ Hassle-free, guaranteed, professional application available on legends.
- ◆ Available as a blank, single or double sided.
- ◆ Sheeting: High Intensity (H), Diamond Grade (D) or Engineer Grade (E)
- ◆ School Zone Sign Sheeting: FYG VIP only (D)
- ◆ May be internally ballasted with sand.



Narrowcade®

Holds signs 12"W x 24"H
Dimensions: 45"H x 13"W
Item #C165 Weight: 11 lbs.

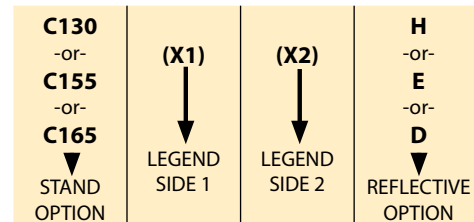
Minicade®

Holds signs 12"W x 24"H
Dimensions: 36"H x 13"W
Item C155 Weight: 10 lbs.

Signicade®

Holds signs 24"W x 36"H
Dimensions: 45"H x 25"W
Item C130 Weight: 18 lbs.

Specifications	Standard	Additional Options Available
Colors	White	Orange or Yellow
Reflectivity	ENG	HIP -or- DG
Usage	Barricade and Vertical Panel	Safety Signage
Flashing Light	NONE	Flashing Light attachment available



CODE	LEGEND/COLOR SCHEME	CODE	LEGEND/COLOR SCHEME	CODE	LEGEND/COLOR SCHEME	CODE	LEGEND/COLOR SCHEME
1005	10 MPH	1049	EXIT →	1102	PARKING LOT CLOSED	1162	STOP
1006	15 MPH	1016L	LEFT ARROW	1104	PARKING LOT FULL	1164	STOP FOR PEDESTRIANS IN CROSSWALK
1007	20 MPH	1016R	RIGHT ARROW	1120	ROAD CLOSED	1170	STOP POLICE CHECK POINT
1133	SLOW - Vertical	1073	← KEEP LEFT	1080	LANE CLOSED	1142	SLOW POLICE CHECK POINT AHEAD
1443	SLOW - Horizontal	1074	KEEP RIGHT →	1092	NO LEFT TURN	1177	STOP SOBRIETY CHECK POINT
1465	SLOW WORK ZONE AHEAD	1043	← DETOUR	1095	NO RIGHT TURN	1150	SLOW SOBRIETY CHECK
1147	SLOW SCHOOL ZONE AHEAD	1044	DETOUR →	1084	MEN WORKING	1148	SLOW SHERIFF CHECKPOINT
9278	SCHOOL CROSSING	1046	DO NOT ENTER	1086	MOWING AHEAD	1134	SLOW ACCIDENT AHEAD
1126	SCHOOL ZONE 10 MPH	1061	FUNERAL NO PARKING	1180	SURVEY CREW AHEAD	1136	SLOW EMERGENCY AHEAD
1127	SCHOOL ZONE 15 MPH	1093	NO PARKING	1190	TREE WORK AHEAD	1140	SLOW PEDESTRIAN CROSSING
1128	SCHOOL ZONE 20 MPH	1098	← PARKING	1191	UTILITY WORK AHEAD	1200	LEFT BARRICADE
1091	← NO EXIT	1099	PARKING →	1196	FLAGMEN AHEAD	1210	RIGHT BARRICADE
1048	EXIT	1100	↑ PARKING	1198	RESERVED		

Barriers & Barricades



Use Strongwall to create ADA compliant walkway

Strongwall ADA Pedestrian Barricade

- ◆ Meets or exceeds ADA Guidelines and MUTCD Standards, no trip hazard for pedestrians
- ◆ Linking sections fit together securely
- ◆ Top Wall - rugged polyethylene
- ◆ Bottom Base - 43 lbs. self weighted black base with carry handle. Stable in windy conditions, no sandbags needed!

ADA Compliant

Single Section w/Base
43" L x 15.5" w x 40" H
Weight: 51 lbs.

Carry Handle

RSPCSWPSZB
Base Dimensions
40.4" L x 15.5" W x 12" H

RSPCSWPSAW

RSPCSWPSAO

Sheeting
Area: 6" x 30"
on both sides

Sheeting Area
48" x 8" on both sides

- ◆ Modular system can be shaped to any layout and is quick and easy to install
- ◆ Anti-tamper linking system - difficult for unauthorized personnel to dismantle when linked
- ◆ Compact stacking lowers transport costs
- ◆ Available in orange or white with or without retro-reflective sheeting.

Specifications	Standard	Additional Options Available
Color	Orange	White -or- Alternating Orange & White
Reflective Sides	2	1 on pedestrian side -or- 1 on outside
Reflectivity	NONE	HIP -or- ENG
Use of water or sand bags for stabilization	NONE: the base design eliminates the need	Fillable with up to 33 lbs of water



43 lb. Base Eliminates Sandbags

Plasticade Water Filled Barricade System

- ◆ Durable construction, impact resistant.
- ◆ Conforms to any roadway design, can turn 90 degrees - linked units secured with connector pin - quick assembly and breakdown.
- ◆ Lightweight - no heavy machinery needed for installation
- ◆ Stackable for transport and storage
- ◆ Can be moved while filled with water
- ◆ Accepts standard warning lights
- ◆ Accepts optional fence panels 54"W fencing with 8'H - 3" diameter posts
- ◆ NCHRP-350 Accepted, Test Level 2, Meets MUTCD Standards
- ◆ Uses: Block off Work Zone Areas from workers and public; Provides visual pathway for vehicles and pedestrians; Perimeter security; Crowd Control



Single Section
60" L x 36" H | Weight Empty: 50 lbs. | Weight Filled: 683 lbs.

Specifications	Standard	Additional Options Available
Color	Orange or White	NONE
Reflective Sides	2	1 on pedestrian side -or- 1 on outside
Reflectivity	HIP	NONE -or- ENG
Use of water or sand bags for stabilization	NONE	Fillable with sand or up to 72 gallons of water

Avalon Crowd Control Barrier

- ◆ Linking design creates secure, tamper free, connections - units adjust to uneven ground
- ◆ High visibility, anti-trip feet
- ◆ Panels on both sides for retro-reflective sheeting
- ◆ Holes for signs to be affixed
- ◆ Adjusts to uneven ground

Sheeting Area 5.5" x 51" on both sides



Single Section w/Feet
79" L x 39.4" H Weight: 24 lbs.

Specifications	Standard	Additional Options Available
Color	Orange	Yellow, White -or- Blue
Reflective Sides	2	1 on pedestrian side -or- 1 on outside
Reflectivity	NONE	HIP -or- ENG
Stencil	NONE	3.9" x 21.65" area for stenciling -or- 3" x 3.5" are for numbering
Decals or Logos	NONE	In reflective, stencil -or- number area
Purchase Options	Complete Barriers	Replacement Feet



Standard Item# RSPCSPA0 (Shown Above)

NON CONDUCTIVE No Metal Used

Safegate Manhole Guard



RSPCSPBSGMG
Single Unit
29.5" L x 39.4" H
Weight: 4.4 lbs.

- ◆ Ideal for Utility Work
- ◆ Non-conductive (dielectric), no metal used
- ◆ Great for protecting any area requiring temporary restriction of access
- ◆ Hinged clips make it easy to configure sections into rectangles of various sizes - locking clamp to be used for straight sections
- ◆ Folds up for storage and sets up quickly
- ◆ Carry handles for transport
- ◆ Longer life than metal, replacement sections available
- ◆ Available in yellow



Trench Covers & Curb Ramps

• Lighter than Steel • Stronger than Wood • Anti-Slip Surface • Deters Metal Thieves •



27" Trench Cover
47.2" L x 31.5" W
Weight: 26.5 lbs.



50" L x 38.5" W x 3" H
Weight: 13.2 lbs.



44.3" L x 44.3" W
Weight: 62 lbs.

Trench Covers - 27" or 35"

- ◆ Two sizes - designed to cover trenches up to 27" or 35".
- ◆ Takes the vehicle weight up to 4,410 lbs.
- ◆ Beveled edge prevents tripping
- ◆ Molded from a single piece of fiberglass composite - underside has ribbed framework for added strength
- ◆ Recommended bolting to road surface



35" Trench Cover
63" L x 47.2" W
Weight: 73 lbs.

SafeKerb Ramp

- ◆ Adapts to curb heights from 3" to 6.3"
- ◆ Withstands loads up to 553 lbs.
- ◆ Raised sides prevent vehicle run off
- ◆ Molded from high density polyethylene
- ◆ Stacks for transport and storage
- ◆ Bolt to road and walkway surface for added stability

Pedestrian Trench Cover

- ◆ Pedestrians Only - takes up to 553 lbs.
- ◆ Covers trenches up to 27.5"
- ◆ Smooth rubber edge greatly reduces tripping hazard
- ◆ Resists sliding, no need to bolt down - flexible material which grips the surface underneath



Road Plate: 59" L x 19.7" W / Weight - 96.8 lbs.
End Section: 59" L x 19.7" W / Weight - 50.6 lbs.

Road Plate

- ◆ Easy to install modular system with no special equipment needed, weighs 97 lbs. per section
- ◆ Tested to vehicle weights of 96,800 lbs - Single wheel load, 14,520 lbs.
- ◆ No rust or corrosion
- ◆ Long lasting polymer material
- ◆ No "rattle" from crossing vehicles
- ◆ Design slows traffic for increased safety
- ◆ Features "Drop Pins" that increase stability - pins protrude into trench preventing lateral movement of plate
- ◆ Steel linking brackets lock sections together
- ◆ End sections must be bolted to ground in order to lock unit into position
- ◆ Stacks securely for transportation and storage

Specifications		
Traffic Type	Vehicle & Pedestrian	Pedestrian Only
	27" Trench Cover 35" Trench Cover Road Plate	Ped Trench Cover SafeKerb Ramo
Trench Widths	Up to 27" Wide	Up to 35" Wide
	27" Trench Cover 35" Trench Cover Road Plate Ped Trench Cover	35" Trench Cover Road Plate
Vehicle Weight Limit	Up to 4,410 Lbs	Up to 14,520 lbs per wheel
	27" Trench Cover 35" Trench Cover Road Plate	Road Plate



CONSTRUCTION WORK ZONE

Safety Vests

Economy Safety Vest ANSI/ISEA 107-2010 Class 2

RSAGV2EOSDVM(XX)N Orange
RSAGV2ELSDVM(XX)N Lime
Zipper Closure Vest
with Reflective Striping.

RSAGV2EOSDZM(XX)N Orange
RSAGV2ELSDZM(XX)N Lime
Hook & Loop Closure
Mesh Vest with
Reflective Striping.

Specify Size (XX)
(L), (XL), (2X)



Chevron Safety Vest ANSI/ISEA 107-2010 Class 2

RSAGV2CVSOLM(XX)N - Orange
RSAGV2CVLSLM(XX)N - Lime

Hook & Loop Closure,
Expandable Waist,
Adjustable Side Straps,
Reflective Chevron
Striping, Contrasting
Trim & Pockets.

Specify Size (XX)
(L) fits M-L
(2X) fits XL-2XL
(5X) fits 3XL-5X



Premium Safety Vest ANSI/ISEA 207-2006 Class 3/Type R

RSAGV35PBL5SZM(XX)N - Lime

5-Point Breakaway with
Zipper Front Closure,
Reflective Stripes,
Contrasting Trim,
2 Upper Outside
Pockets and 2 Lower
Inside Pockets.

Specify Size (XX):
(ML) fits M-L,
(XL2X) fits XL-2XL
(3X5X) fits 3XL-5XL



2017 | Catalog#10

Construction Work Zone Signs



CWZ Signs can be ordered with
 500 ft (05)
 1000 ft (10)
 1500 ft (15)
 1/2 mile (5M)
 1 mile (1M)
 Ahead (AH)
 ___00 FT (F)
 (Blank Space) (B)
 Example:
 S4848W202(AH)(X)AC

Huge Selection*
IN STOCK
READY TO
SHIP SIGNS



S3030W202(XX)(X)AC
 S3636W202(XX)(X)AC
 S4848W202(XX)(X)AC



S3030W203(XX)(X)AC
 S3636W203(XX)(X)AC
 S4848W203(XX)(X)AC



S3030W204(XX)(X)AC
 S3636W204(XX)(X)AC
 S4848W204(XX)(X)AC



S3030W205L(XX)(X)AC
 S3636W205L(XX)(X)AC
 S4848W205L(XX)(X)AC



S3030W205R(XX)(X)AC
 S3636W205R(XX)(X)AC
 S4848W205R(XX)(X)AC



S3030W213(XX)(X)AC
 S3636W213(XX)(X)AC
 S4848W213(XX)(X)AC



S3030W201(XX)(X)AC
 S3636W201(XX)(X)AC
 S4848W201(XX)(X)AC



S3030W217(XX)(X)AC
 S3636W217(XX)(X)AC
 S4848W217(XX)(X)AC



S3030W205AL(XX)(X)AC
 S3636W205AL(XX)(X)AC
 S4848W205AL(XX)(X)AC



S3030W205AR(XX)(X)AC
 S3636W205AR(XX)(X)AC
 S4848W205AR(XX)(X)AC



S3030W215BL(XX)(X)AC
 S3636W215BL(XX)(X)AC
 S4848W215BL(XX)(X)AC



S3030W215BR(XX)(X)AC
 S3636W215BR(XX)(X)AC
 S4848W215BR(XX)(X)AC

*Call customer service for current availability. 48" Signs Must Ship Truck Line.



Flagger Symbol
 S3030W207(X)AC
 S3636W207(X)AC
 S4848W207(X)AC



SNON4848W207B(X)AC



S3030W34(X)AC
 S3636W34(X)AC
 S4848W34(X)AC



Men Working Symbol
 S3030W211(X)AC
 S3636W211(X)AC
 S4848W211(X)AC



Reverse Curve
 Left or Right
 S4848W14(L/R)(X)AC



S3648W143(X)AC

To stay in compliance with the MUTCD, we recommend using **3M** (D) Diamond Grade Fluorescent Orange or (H) High Intensity Prismatic for **Construction Work Zone Signs**



S2424W211B(X)AC
 S3030W211B(X)AC
 S3636W211B(X)AC
 S4848W211B(X)AC



S3030W211C(X)AC
 S3636W211C(X)AC
 S4848W211C(X)AC



S3030W212(X)AC
 S3636W212(X)AC
 S4848W212(X)AC



S3030W212T(X)AC
 S3636W212T(X)AC
 S4848W212T(X)AC



S3030W811(X)AC
 S3636W811(X)AC
 S4848W811(X)AC



S3030W812(X)AC
 S3636W812(X)AC
 S4848W812(X)AC



Lane Reduction
 Left, Right or Double
 S4848W42(R)(X)AC



S3030W241(L)(X)AC
 S3636W241(L)(X)AC
 S4848W241(L)(X)AC



S3030W241A(R)(X)AC
 S3636W241A(R)(X)AC
 S4848W241A(R)(X)AC



S3030W241B(R)(X)AC
 S3636W241B(R)(X)AC
 S4848W241B(R)(X)AC



S3030W93(X)AC
 S3636W93(X)AC
 S4848W93(X)AC



S3030W215(X)AC
 S3636W215(X)AC
 S4848W215(X)AC



S3030W215AL(X)AC
 S3636W215AL(X)AC
 S4848W215AL(X)AC



S3030W215AR(X)AC
 S3636W215AR(X)AC
 S4848W215AR(X)AC



S3030W216(X)AC
 S3636W216(X)AC
 S4848W216(X)AC



S3030W221(X)AC
 S3636W221(X)AC
 S4848W221(X)AC



S1818W131P10(X)AC
 S2424W131P10(X)AC



S1818W131P15(X)AC
 S2424W131P15(X)AC



S1818W131P20(X)AC
 S2424W131P20(X)AC



S1818W131P25(X)AC
 S2424W131P25(X)AC



S1818W131P30(X)AC
 S2424W131P30(X)AC



S1818W131P35(X)AC
 S2424W131P35(X)AC



S1818W131P40(X)AC
 S2424W131P40(X)AC



S1818W131P45(X)AC
 S2424W131P45(X)AC

Safety Flags



RSPFLAGVINYL1824
 18x18 • 24" dowel

RSPFLAGMESH1824
 18x18 • 24" dowel
 RSPFLAGVINYL2436
 • 24x24 • 36" dowel

- ◆ 18" or 24" Fluorescent Red/Orange vinyl coated nylon or mesh available
- ◆ 24" flag required for flagging operations
- ◆ 18" or 24" flag suitable to mount above a traffic control sign or device
- ◆ 3/4" wood dowels

Pilot Car Safety



S3618G204(X)AC

Conspicuity Tape

- ◆ 2" x 50 yds with red and white pattern repeats
 - ◆ Meets all requirements for marking vehicles
- RVSCT983320250



SMV Emblem
 RVSSMV10 Aluminum
 RVSSMV20 Decal



"Crashworthy" Barricade Signs

Substrates (S):

- (M3) ACM (radius corners & holes)
- (A) .080" Aluminum (radius corners & holes)
- (C04) 4MM Coroplast (straight corners)
- (C10) 10MM Coroplast (straight corners)

3M Reflective Sheeting (X):

- (3) DG3 Diamond Grade Cubed
- (D) VIP Diamond Grade
- (H) High Intensity Prismatic
- ACM and Coroplast Signs are crashworthy when mounted on a Type III Barricade.
- Popular legends shown, available in all 4 substrates. Call customer service for custom legends.

BRIDGE CLOSED AHEAD LOCAL TRAFFIC ONLY S6030R113C(X)(S)	ROAD CLOSED AHEAD LOCAL TRAFFIC ONLY S6030R113A(X)(S)	ROAD CLOSED TO THRU TRAFFIC S6030R114(X)(S)	SIDEWALK CLOSED CROSS HERE S2412R911(D)(X)(S)	
ROAD CLOSED S4830R112(X)(S)	STREET CLOSED S4830R112S(X)(S)	SIDEWALK CLOSED S2412R99(X)(S)	SIDEWALK CLOSED USE OTHER SIDE S2412R910(D)(X)(S)	S1824W18(X)(S)C S2430W18(X)(S)C
LANE CLOSED S4830R112L(X)(S)	BRIDGE CLOSED S4830R112B(X)(S)	BRIDGE OUT S4830R112C(X)(S)	DETOUR S4818M410(L)(X)(S)C	DETOUR S2412M48(X)(S)C
			END ROAD WORK S3618G202(X)(S)C S4824G202(X)(S)C	END S2412M48B(X)(S)C
				

ACM Sheets

- 3MM Aluminum Composite Material (ACM) is made of two sheets of .021 Aluminum bonded to a thermoplastic core.





RBACM3MM4896WHAL
48" x 96"

- ACM's flat rigid surface and weather resistance ensures long-term performance and durability.
- ACM is lightweight at only .8 lbs per square foot.



S3618G201B(X)(S)AC
S4824G201B(X)(S)AC
S6024G201B(X)(S)AC
*Specify miles

DETOUR S3024M49B(X)(S)C	DETOUR S3024M49U(X)(S)C	END DETOUR S2418M48A(X)(S)C	
DETOUR S3024M49B(L)(X)(S)C	DETOUR S3024M49(L)(X)(S)C	EXIT CLOSED S4836E52(X)(S)C	Aluminum Vertical Panel S4824W16(X)(S)C
DETOUR S3024M49A(L)(X)(S)C	DETOUR S3024M49C(L)(X)(S)C	EXIT OPEN S4836E52(X)(S)C	

Temporary CWZ Roll-Up Signs

LEGEND	
W34	Be Prepared To Stop
W221	Blasting Zone
W202AH	Detour Ahead
W207AAH	Flagger Ahead
W207	Flagger Ahead Symbol
W207BAH	Flagman Ahead
W42(L/R)	Lane Ends Merge (Left/Right) Symbol
W205(L/R)(D)	(Left/Right) Lane Closed (Distance)
W211D	Litter Crew Ahead
W211B	Men Working
W211C	Mowers Ahead
W204AH	One Lane Road Ahead
W203(D)	Road Closed (Distance)
W201(D)	Road Work (Distance)
W213AH	Road Machinery Ahead
SWC	Sheriff's Work Crew
W216AH	Survey Crew Ahead
W214AH	Tree Work Ahead
W414	Trucks Entering Highway
W217AH	Utility Work Ahead
W211AAH	Workers Ahead
W218AH	Work Area Ahead
W211	Workers Symbol

Quantity Discounts Available



A large variety of standard MUTCD legends via drop ship directly from the manufacturer thru trusted and reliable business partnerships.

Choose Sign Options: RMS(XX)(LEGEND)(L/R)(D)(M)

- Size (XX):** (36) 36" | (48) 48"
- Legend:** Include Left or Right (L/R) or Distances (D) : as required: • 500 ft (05) • 1000 ft (10) • 1500 ft (15) • 1/2 mile (5M) • 1 mile (1M) • Ahead (AH)
- Sign Types and Material (M):**
 - (D) 3M Diamond Grade | Standard Vinyl Pockets | Ribs Sold Separately
 - (H) 3M High Intensity | Standard Vinyl Pockets | Ribs Sold Separately
 - (N) Econo Mesh Non Reflective | Standard Vinyl Pockets | Ribs Sold Separately
 - (CSD) Marathon Diamond Grade | Compact Wrap & Roll System
 - (CSH) Super Brite High Intensity | Compact Wrap & Roll System
- Compact Wrap & Roll Signs** are part of a Premium Space Saving System that come pre-installed with hinged, integrated cross bracing to work in conjunction with the **MDI Compact Sign Stand-RPOTTCS23612DLK** and a **Carrying Case** to hold one collapsed Sign and the Stand. The sign is already latched into the stand allowing deployment in mere seconds!
- Call Customer Service for more info.

Standard Roll-Up Sign Ribs
SOLD Separately.
Heavy Duty Ribs available upon request.

RMSR(36/48) (36) 36" or (48)48" Roll-Up Sign Ribs



Work Zone Sign Stands

STANDARD GT2 Tripod Stand



Quick SHIP

NOTE: The GSS-3 and GT-2 stands have not been tested under the NCHRP-350 guidelines and may NOT be used on Federal or State roads. NCHRP-350 approved tri-pods available upon request.

- ◆ For Roll-Up and Rigid Signs
- ◆ 3 Flag Holders
- ◆ Galvanized Steel
- ◆ 53" High
- ◆ 14 lbs.

SUPER ECONOMY GSS3 Galvanized Step Sign Stand



Quick SHIP

- ◆ For Roll-Up Signs
- ◆ Pointed for ground installation
- ◆ Galvanized Steel
- ◆ 60" High
- ◆ 7 lbs.



STANDARD Guardrail Clamp



◆ Firmly affixes to guard rails for use with 36" & 48" Roll-Up and Rigid Signs in no wind to high wind speed conditions.



RPOTTGDS23
Specify sign type when ordering

Dual Springs

STANDARD SZ412 Compact Stand



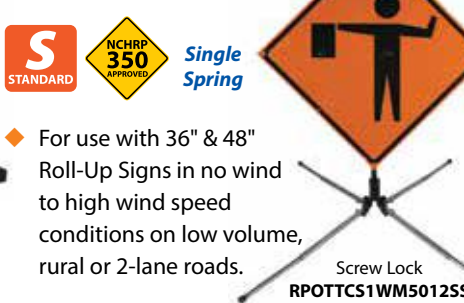
NCHRP 350 APPROVED

NO Spring

RPOTTCRSZ412 - Auto-Latch
RPOTTCRSZ412UB - Universal Bracket

- ◆ For use with 36" Roll-Up Signs in no wind to low wind speed conditions on low volume, rural or 2-lane roads.
- ◆ Above Grade Clearance of 12"
- ◆ Less than 1 cubic foot when stored.
- ◆ Weight: 20 lbs.

WM5012SS Compact WindMaster® Stand



STANDARD

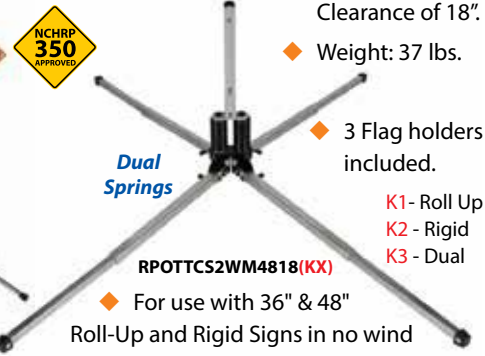
NCHRP 350 APPROVED

Single Spring

- ◆ For use with 36" & 48" Roll-Up Signs in no wind to high wind speed conditions on low volume, rural or 2-lane roads.
- ◆ Above Grade Clearance of 12"
- ◆ Requires 1 cubic foot of storage space.
- ◆ Weight: 20 lbs.

Screw Lock RPOTTC1WM5012SS

Premium Quality WM4818K Mid-Size Stand WindMaster®



NCHRP 350 APPROVED

Dual Springs

- ◆ Above Grade Clearance of 18"
- ◆ Weight: 37 lbs.

- ◆ 3 Flag holders included.

K1 - Roll Up
K2 - Rigid
K3 - Dual

- ◆ For use with 36" & 48" Roll-Up and Rigid Signs in no wind to high wind speed conditions on low to medium volume, 2 or 4-lane roads.

STANDARD Full-Size Stand



NCHRP 350 APPROVED

- ◆ For use with 36" & 48" Roll-Up and Rigid Signs in no wind to high wind speed conditions on low to high volume, 2 or 4-lane roads.

RPOTTC2SZZROLLUPB
Roll-Up Bracket

RPOTTC2S2Z4602S (5' /60")
RPOTTC2S2Z4842S (7' /84")

2 Sizes:

- ◆ Above Grade Clearance of 5' /60" Weight: 42 lbs. | 48 lbs. w/rigid assembly
- ◆ Above Grade Clearance of 7' /84" Weight: 44 lbs. | 50 lbs. w/rigid assembly

Add-On Roll-Up Bracket

STANDARD Median Barrier Clamp



STANDARD

- ◆ For use with 36" & 48" Roll-Up and Rigid Signs in no wind to high wind speed conditions.
- ◆ Heavy-duty, 1-piece, 1/4" powder coated steel bracket.
- ◆ Four 1/2" T-Handles hold the Clamp securely, Range 5" - 12".
- ◆ Heavy duty dual-coil springs.
- ◆ 3 Flag holders included.
- ◆ Weight: 24 lbs.

Safety Flags see p. 45

RPOTTCMBC12552 - Rigid Sign Holder
RPOTTCMBC12553 - Rigid and Roll-up Sign Holders



Premium Quality Zephyr Stand

- ◆ For use with 36" & 48" Roll-Up Signs in no wind to low wind speed conditions on low volume, rural or 2-lane roads.
- ◆ Above Grade Clearance of 12"
- ◆ Recycled rubber base folds to 4" high & has stacking lugs for easy transport & storage.
- ◆ Molded in carrying handles.
- ◆ Weight: 38 lbs.

RPOTTCR26000USH - Universal Bracket

Barricade Lights



Type A, C, and 3 Way

- ◆ Flasher, steady burn, & OFF
- ◆ 6 Volt battery
- ◆ Incandescent bulb

RSPBL316YY Yellow Lens



Type A & C Solar LED

- ◆ 4-5 year expected life.
- ◆ LED bulbs
- ◆ True Solar Powered light with rechargeable NiMH rechargeable battery included

RSPBL3LSYY Yellow Lens



Type A, C, and 3 Way Solar Assist LED

- ◆ Flasher, steady burn, and OFF
- ◆ 3 Volt high efficiency lights
- ◆ LED bulbs
- ◆ Internal solar panels trickle charge "D" cell alkaline batteries to give a superior long lasting more reliable power source.

RSPBL3LDYYSA Yellow Lens



Type B Solar LED

- ◆ Daytime Use
- ◆ High Intensity Flashing
- ◆ LED bulbs
- ◆ Power Options: Solar panel trickle charges "D" Cell -or- Fully Solar Power Battery

RSPBLBL3YYSA Yellow Lens | D Cell Solar
RSPBLBL3RYSA Red Lens | D Cell Solar
RSPBLBLSYY - Yellow Lens | Fully Solar



Type B LED

- ◆ Detachable lens available upon request
- ◆ 6 Volt battery
- ◆ LED bulb

RSPBLBL6YY Yellow Lens
RSPBLBL6RY Red Lens



RSPBLZBATTERY06V
6 Volt Battery

Barricade Light Brackets



- ◆ Brackets allow proper alignment of light
- ◆ I.T.E. Specifications require the lights to be mounted with base of the light perpendicular to the ground line
- ◆ Brackets line the light to requirements and have positive stops to eliminate rotation!



RSPBLZHBR1278L
Left Side
Mounting Bracket



RSPBLZHBR1278R
Right Side
Mounting Bracket



RSPBLZHBR1276
Center Mounting Bracket



RSPBLZHBR1277
Z Mounting Bracket
(Not for Diamond Shaped Signs)

RSPBLZHBRBARRIERL
Barrier L
Mounting Bracket

Vehicle Mount Sign Holders

Vehicle Grab Bar Mount Sign Holder

- ◆ Easily attaches to the vehicle grab bar and stores in place to stay ready to use in seconds.
- ◆ For use with 36" or 48" Compact Roll-Up Sign. (Sold Separately)
 - Pink Roll-Ups, p. 77
 - Orange Roll-Ups, p. 87
- ◆ Weight: 5 lbs.



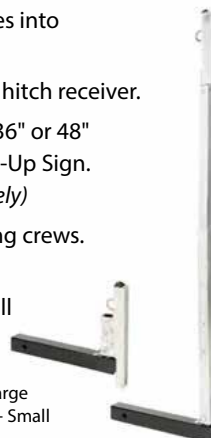
RPOTLSA43595
Sign Holder



RPOTLSA43595ZSS - Storage Sleeve for Grab Bar Mount & Sign while mounted to the grab bar

Vehicle Hitch Mount Sign Holder

- ◆ Transforms standard vehicle hitches into sign holders.
- ◆ Fits 2" square hitch receiver.
- ◆ For use with 36" or 48" Compact Roll-Up Sign. (Sold Separately)
- ◆ Ideal for rolling crews.
- ◆ Weight:
 - 7.25 lbs - small
 - 8 lbs - large



RPOTLSA43921 - Large
RPOTLSA43921SU - Small





STOP/Slow Hand Paddles

SAVE MONEY by purchasing one of our Economy, Premium or EZ Connect Hand Paddle Kits.

Custom Hand Paddles available by purchasing individual components of your choice. Use the Customized Easy Order Checklist below to build a hand paddle to your specifications. Paddles are universally punched to accept all handle types in this catalog.

Use STOP/STOP Hand Paddles in School Zones, and STOP/SLOW Hand Paddles at Events, for Incident Management, or in Construction Work Zones.

ALL Handles & Staffs come with standard hardware

Customized Easy Order Checklist

<p>1 Paddle Material Aluminum: <input type="checkbox"/>.040" <input type="checkbox"/>.080" ABS Plastic: <input type="checkbox"/>.125"</p>	<p>3 Legend <input type="checkbox"/>STOP/SLOW <input type="checkbox"/>STOP/STOP (School Zone)</p>	<p>7 Staff Size and Type <input type="checkbox"/>None <input type="checkbox"/>60" <input type="checkbox"/>72" <input type="checkbox"/>Galvanized Steel Conduit <input type="checkbox"/>Wood <input type="checkbox"/>Gray PVC Plastic - <i>must use with 18" PVC handle - the PVC handle and staff have been matched together and tested for a good fit.</i></p>
<p>2 Reflective Type <input type="checkbox"/> (DH) High Intensity Prismatic & Fluorescent Orange Diamond Grade Combo <input type="checkbox"/> (D) ALL VIP Diamond Grade <input type="checkbox"/> (H) ALL High Intensity Prismatic <input type="checkbox"/> (E) ALL Engineer Grade <input type="checkbox"/> NON-Reflective</p>	<p>4 Paddle Size <input type="checkbox"/>18" x 18" <input type="checkbox"/>24" x 24"</p> <p>5 Handle Type and Size Galvanized Steel Conduit: <input type="checkbox"/>10" Wood: <input type="checkbox"/>12" <input type="checkbox"/>18" Gray PVC Plastic: <input type="checkbox"/>18" (12" Grip Area)</p> <p>6 4.5" Vynafoam Grip <input type="checkbox"/>None <input type="checkbox"/>YES (for conduit handle only)</p>	<p>8 Shipping Requirement <input type="checkbox"/> Unassembled - Recommended <input type="checkbox"/> Assembled - oversized freight charges may apply and freight damage is more likely to occur.</p>

ALL handles and staffs include appropriate hardware



Value Minded
Non-Reflective
18"x18" hand paddles
made of .040" aluminum
with 10" Galvanized Steel
Conduit Handle
SHP1818SL040BK10C

OPTIONAL
foam grip
for conduit
handles

Vynafoam Grip
HPZFOAMGRIP

- ◆ Use on Conduit Paddle Handles
- ◆ Color: Black • Size: 3/4" diameter X 4.5" long
- ◆ Soft, velvet-like finish with the comfort of foam and durability of vinyl.



STOP/SLOW

Durable Reflective 18" x 18" hand paddles made of .080" aluminum
High Intensity (H) reflective with 60" Conduit Staff

SHP1818SL080HK60C

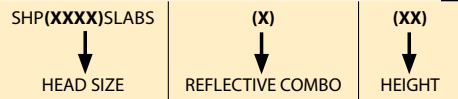
EZ Connect Hand Paddle Kits **Quick SHIP**

The Leader in Safety and Convenience



.125" Black ABS plastic sign on
Gray PVC "Snap Together" plastic handle

NON CONDUCTIVE



- ◆ 2 Head Sizes:
18" x 18" (1818) Paddle - 4.6 lbs.
24" x 24" (2424) Paddle - 5.6 lbs.
- ◆ 2 Staff Lengths: 72" (72) or 84" (84) to bottom of sign
- ◆ The PVC handle and staff which make up the length have been matched together and tested for a good fit.
- ◆ 18" Handle with 12" grip area can be used by itself as a hand paddle or attach to a staff.

- ◆ Meets Federal Specifications
- ◆ Non-Conductive, Non-Corrosive, Lightweight
- ◆ No couplings or threads involved.

EASY
Connect
or Disconnect
in a **SNAP!**

Choose from 4 Reflective Combinations:

High Intensity Prismatic Fluorescent Orange Diamond Grade Combo (DH)	ALL VIP Diamond Grade (D)	ALL High Intensity Prismatic (H)	ALL Engineer Grade (E)
--	---	--	--

3M™ Raised Pavement Markers



SERIES 290

- ◆ Apply with standard bitumen and epoxy adhesives.
- ◆ Durable, lightweight, molded-in body color thermoplastic.
- ◆ Highly reflective Diamond Grade™ microprismatic optics.
- ◆ Long-life visibility, particularly at night and in wet weather.
- ◆ Apply to asphalt or concrete surfaces in non-snowplow regions.
- ◆ Impact and abrasion resistant.
- ◆ Increase awareness with an added rumble effect.
- ◆ 100 per carton. In-Stock colors available individually.




SERIES 290 with PSA

- ◆ Applied with pressure sensitive adhesive.
- ◆ Designed for application on asphalt and portland cement concrete road surfaces.
- ◆ These markers provide highly effective, long-life visibility, particularly at night and in wet weather.

4" Traffic Buttons




6" & 8" Ceramic Buttons AVAILABLE Below



RPMMTD10500(W)N White
RPMMTD10500(Y)N Yellow
RPMMTD10500(B)N Black

- ◆ Raised hexagon pattern increases strength and adhesive surface area.
- ◆ Buttons made from polypropylene
- ◆ White (W), Yellow (Y), and Black (B)



Chip Seal Temp Markers

- ◆ Polyurethane body allows marker to straighten itself after impact.
- ◆ Reflective surface is protected by clear plastic cover. Also available with double cover
- ◆ Marker comes with adhesive attached
- ◆ White (W) or Yellow (Y), 1-way or 2-way
- ◆ 500/Box (Sold in box quantities only)



RPMMC(W) 1 Way
RPMMC(WW) 2 Way

Ceramic Traffic Buttons & Jiggle Bars

Non-Reflective Ceramic Markers are maintenance-free and feature a heat fired glazed surface that promotes self-cleaning and excellent daytime visibility.



Retro-Reflective Ceramic Markers combine the power of brilliant night time visibility with a self cleaning glazed surface for exceptional daylight visibility.



Oval Button
RPMMCBO4WN
 Non-Reflective
 Material: Ceramic
 Color: White
 Size: 4"




Jiggle Bar
RPMMJB6WN
 Non-Reflective
 Material: Ceramic
 Color: White
 Size: 6"x 6"




Jiggle Bar
RPMMJB6YN
 Non-Reflective
 Material: Ceramic
 Color: Yellow
 Size: 6"x 6"



Jiggle Bar
RPMMJB6W -White
RPMMJB6Y -Yellow
 Retro-Reflective 1-Way
 Material: Ceramic
 Size: 6"x 6"



Jiggle Bar
RPMMJB6WW -White
RPMMJB6YY -Yellow
 Retro-Reflective 2-Way
 Material: Ceramic
 Size: 6"x 6"



Round Button
RPMMCB(X)WN
 Non-Reflective
 Material: Ceramic
 Color: White
 Sizes(X): 4", 6" or 8"



Round Button
RPMMCB(X)YN
 Non-Reflective
 Material: Ceramic
 Color: Yellow
 Sizes(X): 4", 6" or 8"



Round Button
RPMMCB(X)W
 Retro-Reflective 1-Way
 Material: Ceramic
 Color: White
 Sizes(X): 6" or 8"



Round Button
RPMMCB(X)YY
 Retro-Reflective 2-Way
 Material: Ceramic
 Color: Yellow
 Sizes(X): 6" or 8"



Round Button
RPMMCB4YY
 Retro-Reflective 2-Way
 Material: Ceramic
 Color: Yellow
 Size: 4"



Round Button
RPMMCB4W
 Retro-Reflective 1-Way
 Material: Ceramic
 Color: White
 Size: 4"

3M™ Snow Plowable Pavement Markers



Snowplow Marker Casting	
Stock#	Description
RPMMZ1H1010HP	1.91" Tall High Profile Box of 10
RPMMZ1H1010LP	1.75" Tall Low Profile Box of 12
RPMMZ1SL150	1.5" Tall Box of 12

Series 190	
Applications: Spot Delineation	
Performance Features: Dry/Wet Reflectivity	
Stock#	Description (100/Box)
RPM190W	1-Way WHITE
RPM190WR	2-Way WHITE/RED
RPM190WW	2-Way WHITE/WHITE
RPM190WY	2-Way WHITE/YELLOW
RPM190Y	1-Way YELLOW
RPM190YR	2-Way YELLOW/RED
RPM190YY	2-Way YELLOW/YELLOW

Markers install into snow plowable castings. Cast Iron Housings SOLD SEPARATELY. Markers provide highly effective, long-term nighttime and wet reflective visibility in snow plow regions.

- ◆ Prismatic lens with abrasion-resistant coating
- ◆ Engineered polycarbonate body and lens; durable, impact- and weather-resistant
- ◆ Diamond Grade™ microprismatic optics provide wet and/or dry reflectivity and increases driver preview time
- ◆ For application in both asphalt and concrete road surfaces



Series 194	
Stock#	Description (600/Box)
RPM194W	1-Way WHITE
RPM194Y	1-Way YELLOW

Series 198	
Applications: Long Lines, Ramps, Gore Markings and Curbs	
Performance Features: Wet Reflectivity	
Stock#	Description (100/Box)
RPM198W	1-Way WHITE
RPM198WR	2-Way WHITE/RED
RPM198WW	2-Way WHITE
RPM198Y	1-Way YELLOW
RPM198YR	2-Way YELLOW/RED
RPM198YY	2-Way YELLOW/YELLOW

Rumble Strips

- ◆ The **Road Rumbler** is made from a specially formulated glass-filled polymer material.
- ◆ Physical and audible warning for motorists.
- ◆ Superior road surface adhesion.
- ◆ Unique raised dot grip system and special grooves for improved adhesion.
- ◆ Adhere with marker adhesive, bottom of this page.



RPMRS(XX)ROAD0424 - 4" x 24" x 1/2" | 1.25 lbs
Color (XX): (WH) White | (YE) Yellow

Yellow is a Quick Ship Item

- ◆ The **3708 Rumble Strip** is solid uni-body marker which eliminates any hollow areas that can crack or crush when impacted by vehicle.
- ◆ Ideal to delineate gores, bike and pedestrian lanes, and road shoulders to help prevent dangerous run-off-the-road accidents.
- ◆ Install with hot melt bitumen or 2-part epoxy.

3708 Rumble Strip - RPMRS(XX)3708(XX)

Colors (XX): (BK) Black | (BU) Blue

(RE) Red | (WH) White | (YE) Yellow

Lengths (XX): (04) 4' | (05) 5' | (06) 6' | (08) 8' | (12) 12'

Recycled Rubber Speed Bumps & Parking Curbs



- ◆ Made of 100% recycled rubber tires
- ◆ Embedded reflective glass beads
- ◆ Removable, flexible, durable
- ◆ Installs with 14" rebar spikes (1/2" masonry bit required)

Stock#	Description	Size	Spikes	Weight
RPMRRSB48	Speed Bump	4' x 2.25" x 11"	3	35 lbs.
RPMRRSB72	Speed Bump	6' x 2.25" x 11"	5	52 lbs.
RPMRRPC6YL	Yellow Parking Curb	6' x 6" x 4.25"	4	38 lbs.
RPMRRPC6WH	White Parking Curb	6' x 6" x 4.25"	4	38 lbs.
RPMRRPC6BL	Handicap Blue Parking Curb	6' x 6" x 4.25"	4	38 lbs.
RPMRRRSPIKE	Rebar Spike Pointed	14"		1.22 lbs.



Marker Adhesives

Stock#	Description	# Markers
RPMABITUMEN	Adhesive Bituminous - 55# Carton	165
RPMMAPOXYKITGAL02	Adhesive Epoxy Kit - 2 Gallon (1 ea A/B)	200
RPMMAPOXYKITGAL10	Adhesive Epoxy Kit - 10 Gallon (5 ea A/B)	1000
RPMMAPOXYKITQT02	Adhesive Epoxy Kit - 2 Quart (1 ea A/B)	50
RPMMAPOXYKITTUBE	Adhesive Epoxy Tube Kit (1 ea A/B)	8-12
RPMABUTYLPAD(XX)	Adhesive Butyl Single Pad - Sizes: (44) 4" x 4" (88) 8" x 8" (8ROUND) 8" Diameter Round	1
RPMABUNDYZADHS	Bundy Thermoplastic Adhesive Sealer for Concrete 13 oz Spray Can	
RPMABUNDY(XX)5BOX	Bundy Thermoplastic Adhesive Size: 5" x 5" Colors: (BK) Black (BU) Blue (WH) White (YE) Yellow	140

Stock#	Description	# Markers
RPMASBUNDYGY0239BOX	Super Bundy Thermoplastic Adhesive Size: 2" x 39" Color: Grey	80
RPMASBUNDYGY8BOX	Super Bundy Thermoplastic Adhesive Size: 8" x 8" Color: Grey	80
RPMAHOTSPOTBK5	Hotspot Thermoplastic Adhesive Size: 5" x 5" Color: Black	1
RPMAHOTSPOT(XX)5BOX	Hotspot Thermoplastic Adhesive Size: 5" x 5" Colors: (BK) Black (BU) Blue (WH) White (YE) Yellow	150
RPMAHOTSPOTBK8BOX	Hotspot Thermoplastic Adhesive Size: 8" x 8" Color: Black	150

3M™ Stamark Pavement Markings



- ✓ Superior daytime visibility
- ✓ High reflectivity at night
- ✓ Reinforced toughness
- ✓ Extended season productivity
- ✓ Easy application



Tapes also Available with Liner, Call for Details.

380 ES Series Extended Season High Performance Tape

Solid Non-Linered: RPMTRA380IES - white | RPMTRA381IES - yellow

Sizes: 20 yds (48") | 30 yds (4", 5", 6", 8", 10", 12", 16", 18", 24") | 80 yds (8") | 100 yds (4", 5", 6")

Solid Non-Linered: RPMTRA385IES - black Sizes: 25 yds (4", 6", 8", 12", 24")

Contrast Non-Linered: RPMTRA380I5ES - white | RPMTRA381I5ES - yellow

Sizes: 50 yds (7", 8", 9", 11" includes 1½" black border)

- ◆ May be applied in temperatures as cool as 40 degrees F.

380 AW Series ALL Weather High Performance Tape

Solid Non-Linered: RPMTRA380AW - white | RPMTRA381AW - yellow

Sizes: 20 yds (48") | 25 yds (4", 5", 6", 8", 10", 12", 16", 18", 24") | 60 yds (8") | 70 yds (4", 5", 6")

Contrast Non-Linered: RPMTRA380AW5 - white | RPMTRA381AW5 - yellow

Sizes: 50 yds (7", 8", 9", 11" includes 1½" black border)

- ◆ Includes "extended season" adhesive for application during normal season, or during early/late season with surface prep adhesive.

270 ES Series Intersection Durable Tape

Solid Non-Linered: RPMTRA270ES - white | RPMTRA271ES - yellow

Sizes: 20 yds (48") | 30 yds (4", 6", 8", 12", 16", 18", 24", 36") | 100 yds (4", 6")

- ◆ Exceptionally durable, long-lasting visibility, ideal for intersections.

710 Series Wet Reflective Removable Tape

Solid Non-Linered: RPMTRA710 - white | RPMTRA711 - yellow

Sizes: 20 yds (48") | 40 yds (4", 6", 8") | 120 yds (4", 5", 6")

Contrast Non-Linered: RPMTRA7105 - white | RPMTRA7115 - yellow

Sizes: 65 yds (7", 8", 9" includes 1½" black border)

Solid Non-Linered: RPMTRA715 - black Sizes: 40 yds (6", 8") | 120 yds (6", 8")

- ◆ Designed to perform for the duration of a normal construction season.
- ◆ Superior adhesion and conformability, fast and easy to apply and remove, and eliminates grinding.

380IES Series • 380AW Series • 270ES Series • 710 Series Pre-Cut Legends, Symbols and Arrows

Symbols, Letters, Arrows Code

RPMTRMSL(XXXX)(XX)

1234 indicates availability in Series

Series Code

380IES¹ • 380AW² • 270ES³ • 710⁴

AH ¹²³⁴	B4 ¹²³	BU ¹²³	L4 ¹²³	M8 ¹²³	ME ¹²³⁴	ON ¹²³⁴	PE ¹²³

R ¹²³	R78 ¹²³	SC ¹²³⁴	SL ¹²³	ST ¹²³⁴	XI ¹²³	YI ¹²³⁴	BK ¹²³	K4 ¹²³⁴ K8 ¹²³⁴	RK6 ¹²³⁴ LK6 ¹²³⁴	SH ¹²³⁴	HC ¹²³⁴

RP78 ¹²³⁴	RX ¹²³⁴	LA ¹²³⁴	RA ¹²³⁴	LD ¹²³⁴	RD ¹²³⁴	LE ¹²³	RE ¹²³	SA ¹²³	SE ¹²³

HotTape® Lines, Legends & Arrows

HotTape® Legends and Arrows

- ◆ Available in standard FHWA designs that are compliant with the Manual on Uniform Traffic Control Devices (MUTCD) including lines, arrows, bike lane markings, railroad markings and word legends such as "STOP", "ONLY", and "SCHOOL" plus many legends shown above on this page.
- ◆ Call a Customer Service Representative for Details.

HotTape® Lines

RPMTP90(##)03(XX) - 3ft length x various widths

Width (##): (04) 4" | (05) 5" | (06) 6" | (08) 8" | (12) 12" | (16) 16" | (18) 18" | (24) 24"

Colors (XX): (WH) White | (YE) Yellow (NOTE: Also available in 90-mil rolls and 125-mil lines)

For HotTape® Application (Cylinder SOLD Separately)

RPMTPMOTORCH - Magnum Heat Torch w/ 30' Hose

RPMTPMTTROLLEY - Hot Tape Magnum Tank Trolley

PreMark® Lines, Legends & Arrows

PreMark® Lines, Legends and Arrows

- ◆ Available in the FHWA Standard sizes as shown in the Manual on Uniform Traffic Control Devices (MUTCD) similar to many legends shown above on this page as well as custom designs.
- ◆ Call a Customer Service Representative for Details.

PreMark® Lines

RPMTPPM125(##)03(XX) - 3ft length x various widths

Width (##): (04) 4" | (05) 5" | (06) 6" | (08) 8" | (12) 12" | (16) 16" | (18) 18" | (24) 24"

Colors (XX): (WH) White | (YE) Yellow

For PreMark Application use: (Cylinder SOLD Separately)

RPMTPPM2000EXHTORCH - Pre-Mark Flint 2000 EX Heat Torch 5" Nozzle

RPMTPPM2000EXTROLLEY - Pre-Mark Flint 2000 EX Trolley (for 20-40lb Cylinders)

RPMTPPMC20LPGCYL - Pre-Mark C-20 Mark LPG Cylinder (20lb capacity)

RPMTPPMC40LPGCYL - Pre-Mark C-40 Mark LPG Cylinder (40lb capacity)

Inverted Tip Marking Paints, Wands and Machines

Water Based Marking Paint

Unleaded • APWA Approved • Cap-On Spray Mechanism

Stock# **RPMPITIPWB(XX)**

Colors (XX): (RE) Brilliant Red APWA
(WH) Brilliant White APWA | (FBU) Flo Caution Blue
(FOR) Flo Orange | (FPI) Flo Pink | (FPU) Flo Purple
(FGR) Flo Safety Green | (FRE) Flo Safety Red
(OR) Orange | (YE) Utility Yellow APWA

Solvent Based Marking Paint

More durable than water based paint • Unleaded
APWA Approved • Cap-On Spray Mechanism

Stock# **RPMPITIPSB(XX)**

Colors (XX): (BK) Asphalt Black | (BU) Blue APWA
(FBU) Flo Blue | (FPI) Flo Hot Pink
(FGR) Flo Neon Green | (FOR) Flo Orange
(FROR) Flo Red/Orange | (FRE) Flo Safety Red
(GR) Green APWA | (YE) Hi Vis Yellow APWA
(RE) Red APWA | (WH) Utility White APWA
(PU) Flo Purple

Marking Chalk

More permanent than water based paint
Unleaded • Non-Clogging Tip

Stock# **RPMPITIPMC(XX)**

Colors (XX): (BU) Blue | (GR) Green | (OR) Orange
(RE) Red | (WH) White | (YE) Yellow

Athletic Field Striping Paint

Water Based • VOC Compliant • Unleaded • APWA Colors

Stock# **RPMPITIPAFSA(XX)**

Colors (XX): (WH) White | (YE) Yellow | (OR) Orange
(FLOR) Flo Orange | (RBU) Royal Blue | (TGR) Turf Green

Pavement Striping Paint

30 Minute Dry Time • VOC Compliant • Unleaded

Stock# **RPMPITIPPS(XX)**

Colors (XX): (CUBK) Cover-Up Black
(FRE) Fire Lane Red | (HBU) Handicap Blue
(HWH) Highway White | (HYE) Highway Yellow



MULTIPLE CASE DISCOUNT

DROP SHIPS

- ◆ 20 oz. Krylon Cans
- ◆ Sold by Case (12 Cans/Case)



12" Hand-Held Wand
RPMPITIPHAND



34" Marking Wand
RPMPITIPMWAND



34" Marking Wand
w/flag holder RPMPITIPMWANDFH



34" Line-Up Striping Wand
RPMPITIPPSWAND

Pavement Striping Machine

RPMPITIPPSM

- ◆ Makes 2"-4" Line
- ◆ 18 gauge steel
- ◆ 7" Wheels
- ◆ Stores a full case of paint



APWA Uniform Color Code

- ◆ **White:** Proposed Excavation
- ◆ **Pink:** Temporary Survey Markings
- ◆ **Red:** Electric Power Lines, Cables, Conduit and Lighting Cables
- ◆ **Yellow:** Gas, Oil, Steam, Petroleum or Gaseous Materials
- ◆ **Orange:** Communication, Alarm or Signal Lines, Cables or Conduit
- ◆ **Blue:** Potable Water
- ◆ **Purple:** Reclaimed Water, Irrigation and Slurry Lines
- ◆ **Green:** Sewers and Drain Lines

Athletic Field Striping Machine

RPMPITIPAFSM

- ◆ 18 gauge steel
- ◆ 10" Wheels
- ◆ Stores a full case of paint



Marking Flags

◆ RSP950(XXXX)4521

Fluorescent Colors:
(FLGR) Flo Green | (FLLI) Flo Lime
(FLOR) Flo Orange | (FLPK) Flo Pink
(FLRR) Flo Rocket Red

◆ RSP951(XX)4521

Standard Colors:
(BK) Black | (BL) Blue | (CL) Clear
(GR) Green | (OR) Orange | (PK) Pink
(PU) Purple | (RE) Red | (SL) Silver
(WH) White | (YL) Yellow

- ◆ 4" x 5" flag w/21" wire staff is a Top Seller.



- ◆ Many other variations and custom printed flags are available (min qty of 1,000 on flag orders)



Reflective Glass Beads

Quick SHIP



RPMBEAD

BEST PRICE
40 Bag Pallet

- ◆ "Drop On" Glass Beads
- ◆ AASHTO Type I Specifications
- ◆ 50 Lb. Bags



Raised Pavement Markers available see page 92



RPMTRFOL200W0450 White
RPMTRFOL200Y0450 Yellow

Quick SHIP

Reflective temporary construction grade pavement tape withstands tough weather and road conditions. 4" X 50 yards





















- ◆ Glass beads are dropped or sprayed upon pavement markings to produce a reflectorized marking.
- ◆ High end glass beads suitable for state DOT jobs and exceed city/county/parking lot specifications.


Graphic Word & Symbol Stencils

PAVEMENT MARKINGS

 <p>1 Piece Stencil</p> <p>Golf Cart RPMS033628GOLF 36"x28" 1/16" thick</p>	 <p>1 Piece Stencil</p> <p>Roller Blading In-Line Skating RPMS031620ROLLINSKT 16"x20" 1/16" thick</p>	 <p>1 Piece Stencil</p> <p>Baby & Stork RPMS034524STORK 45"x24" 1/16" thick</p>	 <p>1 Piece Stencil</p> <p>Baby & Carriage RPMS033236BABYCAR 32"x36" 1/16" thick</p>	 <p>1 Piece Stencil</p> <p>No Parking RPMS0326NP 26" Diameter 1/8" thick</p>
 <p>1 Piece Stencil</p> <p>No Skateboards RPMS0326NOSKT 26" Diameter 1/16" thick</p>	 <p>1 Piece Stencil</p> <p>Clean Up! Trash Your Trash RPMS031012TRASH 10"x12" 1/16" thick</p>	 <p>1 Piece Stencil</p> <p>Maltese Cross RPMS033737MALCROSS 37"x37" 1/8" thick</p>	 <p>2 Piece Stencil</p> <p>Fire Hydrant w/Arrow RPMS031833FIREHYDA 18"x33" 1/8" thick</p>	 <p>2 Piece Stencil</p> <p>Clean In Clean Out RPMS036060CLEAN 60"x60" 1/16" thick</p>
 <p>1 Piece Stencil</p> <p>No Roller Skating RPMS03NOROLLBLADE 26" Diameter 1/16" thick</p>	 <p>2 Piece Stencil</p> <p>Speed Hump RPMS037272SPEEDHUMP 72"x72" 1/8" thick</p>	 <p>2 Piece Stencil</p> <p>Electric Charging Station/Parking Stalls RPMS034035ELECCHRG 40"x35" 1/8" thick</p>	 <p>1 Piece Stencil</p> <p>Electric Charging Station/Parking Stalls RPMS034344ELECCHRG 43"x44" 1/16" thick</p>	 <p>1 Piece Stencil</p> <p>Alt Parking Stall RPMS0346ALTPARKSTALL 46" Diameter 1/8" thick</p>
 <p>STOP - Military Style RPMS05(XX)MILITARYSTP (60) 60" (96) 96" 1/8" thick</p>	 <p>S-T-O-P RPMS0560STOP 60" High 1/8" thick</p>	 <p>STOP RPMS0596STOP 96" High 1/8" thick</p>	 <p>YIELD RPMS0536YIELD 36" High 1/8" thick</p>	 <p>1 Piece Stencil</p> <p>Sewer Grate RPMS032436SEWER 24"x36" 1/8" thick</p>
 <p>Compact Car RPMS033630COMCAR 36"x30" 1/16" thick</p>	 <p>1 Piece Stencil</p> <p>Motorcycle Parking RPMS033625MOTORPARK 36"x25" 1/8" thick</p>	 <p>1 Piece Stencil</p> <p>Electric Charging Station/Parking Stalls RPMS0345ELECCHRG 45" Diameter 1/16" thick</p>	 <p>Buckle-Up RPMS039628BUCKLE 96"x28" 1/8" thick</p>	 <p>Barricade Stripe RPMS030672BS 6"x72" 1/8" thick</p>
 <p>1 Piece Stencil</p> <p>Electric Charging Station Parking Stalls RPMS033648ELECCHRG 36"x48" 1/8" thick</p>	 <p>1 Piece Stencil</p> <p>Low-Emitting & Fuel Efficient Vehicle RPMS034824LOWEMFUELV 48"x24" 1/8" thick</p>	 <p>1 Piece Stencil</p> <p>Compact Car RPMS033648COMCAR 36"x48" 1/8" thick</p>	 <p>Circle RPMS08XXCIRCLEPLAY Custom Size 4"-30" 1/8" thick</p>	 <p>Tic Tac Toe with 4 X' & 4 O's RPMS081212TTTKIT 12"x12" 1/8" thick</p>
 <p>McDonald's Drive RPMS507134MCDDRIVE 71"x34" 1/8" or 1/16" thick</p>	 <p>McDonald's Thru RPMS507134MCDTHRU 71"x34" 1/8" or 1/16" thick</p>	 <p>McDonald's Arch RPMS508472MCDARCH 84"x78" 1/8" or 1/16" thick</p>	 <p>McDonald's Thank RPMS507934MCDTHANK 79"x34" 1/8" or 1/16" thick</p>	 <p>McDonald's You RPMS504634MCDYOU 46"x34" 1/8" or 1/16" thick</p>
 <p>McDonald's Circles/Arrows RPMS5042MCD CIRARR3 42" Diameter 1/8" or 1/16" thick</p>	 <p>Leaf w/Roadway Low Emit Fuel RPMS033655LEAFROAD 36"x55" 1/16" thick</p>	 <p>Double Leaf - Low Emitting Fuels RPMS034040DBLEAF 40"x40" 1/8" thick</p>	 <p>Crosswalk Awareness RPMS03(XX)LOOK (12) 12" or (16) 16" letters 1/8" thick</p>	 <p>Line Stencil RPMS0104144LINE 4"x144" 1/16" thick</p> <p>Crosswalk Bar RPMS01(XXXX)CROSSBAR 24" or 36" x72" 1/8" thick</p>






Word & Graphic Stencils



				
Stop Bar RPMS019624SB 96"x24" 1/8" thick	Stop Bar RPMS019616SB 96"x16" 1/8" thick	Stop Bar RPMS019612SB 96"x12" 1/8" thick	Stop Bar RPMS019606SB 96"x6" 1/8" thick	Stop Bar RPMS019604SB 96"x4" 1/8" thick
	 2 Piece Stencil			 1 Piece Stencil
Bicycle Loop RPMS031743BL 17"x43" 1/8" thick	Bike Shared Lane RPMS0340(XXX)SHAREBIC 40" x (111)"or (69)" 1/8" thick	Biking Awareness RPMS032018BIKEAWARE 20"x18" 1/16" thick	Bicycle Diamond RPMS033672BICDIA 36"x72" 1/8" thick	Walk Bike RPMS031818WALKBIKE 18"x18" 1/16" thick
				
Bike Lane (w/helmet) RPMS0340(XX)BLANEH 40"x(60)" or (72)" 1/8" thick	Bike Lane w/Arrow RPMS03BLANE A Size dependent on PMS0340(XX)BLANEH 1/8" thick	Bike Lane (no helmet) RPMS03(XXXX)BLANE (1733)17"x33" (2448) 24"x48" 1/8" thick	Bike Trail RPMS036540BTRAIL 65"x40" 1/8" thick	No Bicycles RPMS0342NOBICYCLE 42" Diameter 1/16" thick
		 1 Piece Stencil	 1 Piece Stencil	 1 Piece Stencil
Child Running RPMS032548CRUN 25"x48" 1/8" thick	Pedestrian Crossing RPMS034060PEDCROSS 36"x60" 1/8" thick	No Pedestrians RPMS0342NOPEDESTRIAN 42" Diameter 1/16" thick	Recycle RPMS0336RECYCLE 36" Diameter 1/8" thick	No Smoking RPMS0336NS 36" Diameter 1/8" thick

		
6' RR XING (PENNDOT SPEC) "R" - RPMSPA0366RR "X" - RPMSPA03RRX X is 2 Piece Stencil 1/8" thick	6' Fed "R" for Railroad XING RPMS0306RRXCROSSF "X" for Railroad XING RPMS0320RRX X is 2 Piece Stencil 1/8" thick	5' Fed "R" for Railroad XING RPMS0305RRXCROSS "X" for Railroad XING RPMS0320RRX X is 2 Piece Stencil 1/8" thick

Handicap/Disabled Stencils

12" x 18" ADA SYMBOLS • 6" Wording • 1 Piece Stencils
• Made from Durable 1/8" Poly Material

				 2 Piece Stencil
RPMS05ADANP	RPMS05ADAVAN	RPMS05ADAHP	Active Handicap (NY SPEC) RPMSNY03(XXXX)H (3628) 36"x28" (4536) 45"x36" 1/8" thick	Walmart ADA Handicap RPMS0508472WALADAH2 (8472) 84"x72" 1/8" thick


	
RPMS032422H 24.5"x22" Handicap Symbol RPMS032032HB 20"x32" Handicap Symbol w/Border RPMS034045HBORDER 40"x45" Handicap Border Stencils are 1/8" thick	RPMS031812H1 12"x18" Handicap Symbol (1.25" Stroke) RPMS033224H2 32"x24" Handicap Symbol (2" stroke) RPMS034133H25 41"x33" Handicap Symbol (2.5" stroke) RPMS034236H35 42"x36" Handicap Symbol (3.5" stroke) Stencils are 1/8" thick

PAVEMENT MARKINGS




Federal Spec. Arrow Stencils

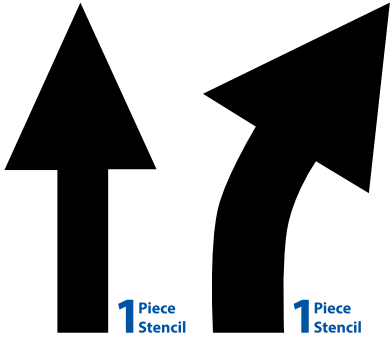
PAVEMENT MARKINGS



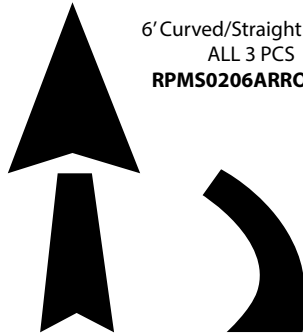
Multi-Purpose
22" Straight Arrow
RPMS0222ARROWS
1/8" thick



Multi-Purpose
24" Curved Arrow
RPMS0224ARROWC
1/8" thick




5' Straight Arrow
RPMS0205ARROWS
5' Curved Arrow
RPMS0205ARROWC
1/8" thick




6' Curved/Straight Arrow
ALL 3 PCS
RPMS0206ARROWCS


6' Straight Arrow - 2 PCS
RPMS0206ARROWS
6' Curved Arrow - 2 PCS
RPMS0206ARROWC
1/8" thick




Curved Arrow
RPMS0208ARROWCF
Size: 72" x 8' | 1/8" thick



Curved/Straight Combo Tail
RPMS021207ARROWCOMF
Size: 44" x 7' | 1/8" thick



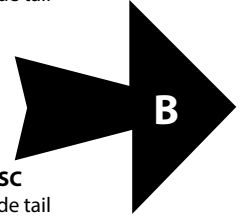
Lane Reduction Arrow
RPMS0218ARROWLRF
Size: 18' long x 5'6" wide | 1/8" thick




U-Turn Arrow
RPMS0208ARROWUF
Size: 8' long x 9'2" wide | 1/8" thick




Arrow A
RPMS0236ARROWASC
36" L x 18" W x 10" wide tail
1/8" thick
(Both Straight & Curve Arrow included)



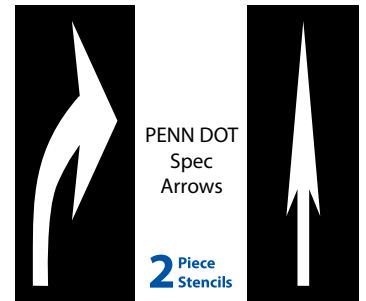
36" Arrow B
RPMS0236ARROWBSC
36" L x 24" W x 12" wide tail
(Both Straight & Curve Arrow included)




48" Arrow C
RPMS0248ARROWCSC
48" L x 24" W x 14" wide tail | 1/8" thick
(Both Straight & Curve Arrow included)



Straight Arrow
RPMS0295ARROWSF
Size: 38" x 9.5' | 1/8" thick



RPMSPA0236ARROWC **RPMSPA0220ARROWS**
Size: 36" x 144" | 1/8" thick Size: 20" x 144" | 1/8" thick



California Loop
RPMSCA01LOOPXXXX
(35 SIZES AVAILABLE) | 1/8" thick

Universal Arrow Stencils

45"
21"
12"
4" Outlined Straight Arrow
RPMS0204ARROWSOUT
1/8" thick

24"
57"
4" Outlined Curved Arrow
RPMS0204ARROWCOUT
1/8" thick

Curved/Straight Arrow 6' Kit - 3PC
RPMS0206ARROWKIT3
Straight Arrow - 37" | Curve Arrow - 43"
1/8" thick

44"
55"
42"
12"
8" Straight Arrow
RPMS0208ARROWS

70"
15"
8" Curved Arrow
RPMS0208ARROWC
1/8" thick

Arrow Kit - 2PC
RPMS0242ARROWKIT2
20" Wide x 42" High
1/8" thick

Arrow Kit - 3PC
RPMS0275ARROWKIT3
36" Wide x 90" High
1/8" thick

1 Piece Stencil
72"
10"
6' Straight Thin Arrow
RPMS0206ARROWST1

1 Piece Stencil
18"
72"
6"
10"
40"
6' Arrow Combination
RPMS0206ARROWCOM
1/8" thick

38"
36"
42"
12"
48"
Universal Arrow Kit - 3PC
RPMS02ARROWKITU3
1/8" thick

21"
3"
4 1/2"
16"
22"
4 1/2"
5 1/2"
16"
Curved/Straight Arrow Kit - 3PC
RPMS0322ARROWKITCOM3 | 1/8" thick

Word Stencils

4" High Letters

RPMS0504COM	COMPACT
RPMS0504CUS	CUSTOMER
RPMS0504FIRE	FIRE
RPMS0504GUEST	GUEST
RPMS0504H	HANDICAP
RPMS0504LANE	LANE
RPMS0504LOAD	LOADING
RPMS0504MGR	MANAGER
RPMS0504MIN	MIN
RPMS0504ND	NO DIVING
RPMS0504NP	NO PARKING
RPMS0504NROLL	NO ROLLER BLADING
RPMS0504NR	NO RUNNING
RPMS0504ONLY	ONLY
RPMS0504P	PARKING
RPMS0504RESI	RESIDENT
RPMS0504RES	RESERVED
RPMS0504SKT	SKATEBOARDING
RPMS0504VIS	VISITOR
RPMS0504WFWS	

**WAIT FOR
WALK SIGNAL**

RPMS0504ZONE ZONE

6" High Letters

RPMS0506ACC	ACCESSIBLE
RPMS0506COM	COMPACT
RPMS0506EXIT	EXIT
RPMS0506FIRE	FIRE
RPMS0506H	HANDICAP
RPMS0506LANE	LANE
RPMS0506LOAD	LOADING
RPMS0506ND	NO DIVING
RPMS0506NR	NO RUNNING
RPMS0506NSK	NO SKATEBOARDING
RPMS0506NS	NO SMOKING
RPMS0506NP	NO PARKING
RPMS0506ONLY	ONLY
RPMS0506P	PARKING
RPMS0506RES	RESERVED
RPMS0506SL	

STOP - LOOK

RPMS0506VAN VAN
 RPMS0506VIS VISITOR
 RPMS0506ZONE ZONE

8" High Letters

RPMS0508ASST	ASST
RPMS0508CARS	CARS
RPMS0508CHIEF	CHIEF
RPMS0508COM	COMPACT
RPMS0508CUS	CUSTOMER
RPMS0508DOC	DOCTOR
RPMS0508FIRE	FIRE
RPMS0508H	HANDICAP
RPMS0508LANE	LANE
RPMS0508LOAD	LOADING
RPMS0508MGR	MANAGER
RPMS0508MGRA	MGR
RPMS0508NP	NO PARKING
RPMS0508ONLY	ONLY
RPMS0508P	PARKING
RPMS0508PRES	PRESIDENT
RPMS0508RES	RESERVED
RPMS0508SEN	SENIOR
RPMS0508STA	STAND
RPMS0508TAXI	TAXI
RPMS0508VICE	VICE
RPMS0508VIS	VISITOR
RPMS0508ZONE	ZONE

10" High Letters

RPMS0510ASST	ASST
RPMS0510CARS	CARS
RPMS0510CHIEF	CHIEF
RPMS0510COM	COMPACT
RPMS0510CUS	CUSTOMER
RPMS0510DOC	DOCTOR
RPMS0510FIRE	FIRE
RPMS0510H	HANDICAP
RPMS0510LANE	LANE
RPMS0510LOAD	LOADING
RPMS0510MGR	MANAGER
RPMS0510MGRA	MGR
RPMS0510NP	NO PARKING
RPMS0510OW	ONE WAY
RPMS0510ONLY	ONLY
RPMS0510P	PARKING
RPMS0510PRES	PRESIDENT
RPMS0510RESC	RESERVED (CONDENSED)
RPMS0510RES	RESERVED
RPMS0510SEN	SENIOR
RPMS0510STA	STAND
RPMS0510STOP	STOP
RPMS0510TAXI	TAXI
RPMS0510VICE	VICE
RPMS0510VIS	VISITOR
RPMS0510ZONE	ZONE

9" High Letters

1 Piece Stencil RPMS0509NP	NO PARKING
1 Piece Stencil RPMS0509SS	SLOW SPEED

12" High Letters

RPMS0512COM	COMPACT
RPMS0512CUS	CUSTOMER
RPMS0512DO	DO
RPMS0512DRIVE	DRIVE
RPMS0512ENTER	ENTER
RPMS0512EXIT	EXIT
RPMS0512FIRE	FIRE
RPMS0512LANE	LANE
RPMS0512LOAD	LOADING
RPMS0512NO	NO
RPMS0512NOT	NOT
RPMS0512ONLY	ONLY
RPMS0512P	PARKING
RPMS0512RES	RESERVED
RPMS0512STOP	STOP
RPMS0512THRU	THRU
RPMS0512VIS	VISITOR
RPMS0512ZONE	ZONE

18" High Letters

RPMS0518DO	DO
RPMS0518DRIVE	DRIVE
RPMS0518ENTER	ENTER
RPMS0518EXIT	EXIT
RPMS0518FIRE	FIRE
RPMS0518IN	IN
RPMS0518LANE	LANE
RPMS0518NO	NO
RPMS0518NOT	NOT
RPMS0518ONE	ONE
RPMS0518ONLY	ONLY
RPMS0518OUT	OUT
RPMS0518P	PARKING
RPMS0518STOP	STOP
RPMS0518THRU	THRU
RPMS0518WAY	WAY
RPMS0518ZONE	ZONE

**ONE
WAY**

RPMS0510OW

24" High Letters

RPMS0524NO	NO
RPMS0524P	PARKING
RPMS0524DO	DO
RPMS0524NOT	NOT
RPMS0524FIRE	FIRE
RPMS0524LANE	LANE
RPMS0524ZONE	ZONE
RPMS0524ENTER	ENTER
RPMS0524EXIT	EXIT
RPMS0524DRIVE	DRIVE
RPMS0524THRU	THRU
RPMS0524LOAD	LOADING
RPMS0524ONE	ONE
RPMS0524WAY	WAY
RPMS0524STOP	STOP
RPMS0524ONLY	ONLY
RPMS0524SLOW	SLOW
RPMS0524AHEAD	AHEAD

48" High Letters

1 & 2 Piece Stencils • Made from Durable 1/8" Poly Material



3" High Word Stencils

1/16" Poly Fuel Identification/
Environmental Word Stencils

RPMS0503FUELENVIRON

(specify legend when ordering)

1 Piece Stencil Available Legends:

VAPOR RECOVERY
REGULAR
KEROSENE
DIESEL
PREMIUM
PLUS

1/16" Poly Parks and
Recreation Word Stencils

RPMS0503PARKRECREAT

(specify legend when ordering)


1 Piece Stencil Available Legends:

RESERVED
VISITOR
NO PARKING
FIRE LANE
ONLY
HANDICAPPED

Wheel Stop Stencils



Wheel Stop Over Spray Kit
RPMS01WHEELSTOPKIT



RPMS01234WHEELSTOPXX

Wheel Stop Stencils
1/16" Poly
2 3/4" High Letter

Available Legends:

RESERVED
VISITOR
HANDICAPPED
COMPACT CARS

Stencil Kits


0-9

RPMS04(XX)AN
RPMS04(XX)NUMKIT
RPMS04(XX)ALPHKIT

Letters/Numbers (Create your Own Legend)
 Numbers 0-9 Kit
 Letters A-Z Kit


Size (XX): (04) 4" | (06) 6" | (08) 8" | (10) 10" | (12) 12" | (18) 18" | (24) 24" | (36) 36" | (48) 48" | (72) 72" | (96) 96"

A-Z

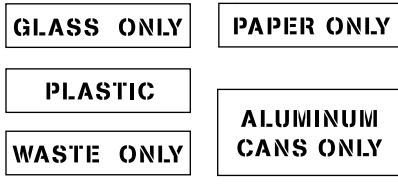


Yield Line
 (3 images on 1 stencil)

RPMS03(XXXX)YIELDLINE
 (1218) 12"x18"
 (1624) 16"x24"
 (2436) 24"x36"



Recycle Symbol
RPMS03RECYCLE(XX)
 (12) 12" | (16) 16" | (18) 18"



Recycle Kit - 5pc
RPMS04(XX)RECYCLEKIT
 (02) 2" | (04) 4" | (06) 6"


Enter, Exit or First Aid Stencil Pick-a-Kit - **RPMS022406EEEEARROWS**



Enter Stencils | 24"W x 6"H | 2 1/2" Letters



Exit Stencils | 24"W x 6"H | 3 1/2" Letters



NOTE: Specify Option when ordering: A, B, C, D, E, F, G, or H

First Aid Stencils | 24"W x 6"H



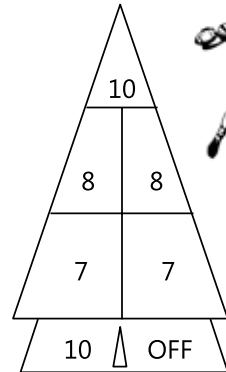
Stock Economy 1/16" Poly Kit - **RPMS04ECONKIT**
 Kit includes the following plastic stencils:

- ◆ 9" letters (A-Z), 9" numbers (0-9)
- ◆ Words in 9" letters: SLOW, SPEED, NO PARKING
- ◆ Words in 10" letters: ONE WAY
- ◆ Words in 19" letters: IN, OUT
- ◆ 22" x 15" arrowhead; 20" arrow stems
- ◆ 31" x 19" Disabled Access Symbol




RPMS0521STENCILKIT 21-Pc Kit includes:

- ◆ 8" VISITOR
- ◆ 8" RESERVED
- ◆ 8" 0-9
- ◆ 9" NO PARKING
- ◆ 9" SLOW SPEED
- ◆ 9" ONE WAY
- ◆ 18" STOP
- ◆ 18" IN
- ◆ 18" OUT
- ◆ HANDICAP SYMBOL w/BORDER
- ◆ 3 PC. ARROW KIT
- *1/16" Poly



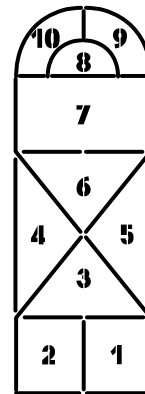
Football Field Kit includes 0-5 G Roman Style Letters
RPMS08(XX)FBKIT
 (36) 36" | (72) 72"



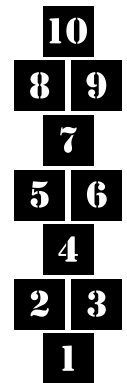
Football Yard Markers
RPMS08FBM

Shuffle Board Kit - 6'x10'x6"
 Includes 0-9 and OFF (word)
RPMS08SHUFFLEKIT

36" Running Track Kit includes 1-8 and Markers
RPMS0836TRACKKIT



Hop Scotch Board - 36"x104" **RPMS0836104HOPBOARDN** Hop Scotch Board - 24"x96" **RPMS089624HOPBOARDN**



SHALLOW

Pool Kit - **RPMS08POOLKIT**

WATER

DANGER



NO DIVING

NO RUNNING



FEET | DEEP

0 1 2 3 4 5 6 7 8 9

IN

SLOW SPEED

ONE WAY

NO PARKING

OUT



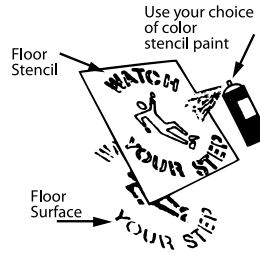
RPMS04GIANTECONKIT Giant Economy 1/16" Poly Kit includes:

- ◆ 8" 0-9 & A to Z
- ◆ 9" NO PARKING
- ◆ 9" SLOW SPEED
- ◆ 9" ONE WAY
- ◆ 18" IN
- ◆ 18" OUT
- ◆ HANDICAP SYMBOL w/BORDER
- ◆ 3 PC. ARROW KIT

Safety Floor Marking Stencils



KEEP EMPLOYEES ALERT!



- ◆ Provide a permanent safety awareness message for employees
- ◆ Constructed of durable poly-vinyl plastic for use over and over again
- ◆ Large 22" Diameter

SAVE • TIME • MONEY • CLEAN UP

Constructed of 1/16" poly-vinyl material, these 22" round safety floor marking stencils provide your company with a unique method of warning employees about hazards in the workplace.

Use spray stencil paint and permanently apply messages on floor, walls, or wherever you feel a warning is necessary. Just place the safety marking stencils on the area that you would like to apply the message—and paint!

Brass Interlocking Stencil Kits

- ◆ Horizontal composition
- ◆ Durable brass for long-lasting service.
- ◆ Clean with paint solvent.
- ◆ Quick, legible signs on all surfaces.
- ◆ Slide together and come apart easily.



Numbers Only, Single Sets 15 PIECES including A1234567890, 1-Beginner, 1-Plain Ender, 1-Dash, 1-Period		Letters Only, Single Sets 33 PIECES including A-Z&, 1-Beginner, 1-Period Ender, 1-Spacer, 1-Comma, 1-Dash, 1-Period	
ITEM CODE	SIZE	ITEM CODE	SIZE
RPMS070005BRASSNUM	1/2"	RPMS070005BRASSALPH	1/2"
RPMS070075BRASSNUM	3/4"	RPMS070075BRASSALPH	3/4"
RPMS070100BRASSNUM	1"	RPMS070100BRASSALPH	1"
RPMS070150BRASSNUM	1-1/2"	RPMS070150BRASSALPH	1-1/2"
RPMS070200BRASSNUM	2"	RPMS070200BRASSALPH	2"
RPMS070250BRASSNUM	2-1/2"	RPMS070250BRASSALPH	2-1/2"
RPMS070300BRASSNUM	3"	RPMS070300BRASSALPH	3"
RPMS070400BRASSNUM	4"	RPMS070400BRASSALPH	4"
RPMS070500BRASSNUM	5"	RPMS070500BRASSALPH	5"
RPMS070600BRASSNUM	6"	RPMS070600BRASSALPH	6"

Ground Mount Flex Delineators & Markers



Dual-Flex (DF)

Used on trails, secondary roads, or as an emergency 911 marker.

RPOFDGGDF(##)(XX)

Lengths (##):

(62) 62" | (66) 66" | (72) 72"

Colors (XX):

(BR) Brown | (WH) White | (YE) Yellow



Hiway-Flex (HF)

Ideal for areas with frequent vehicle impacts in areas such as interstate ramps.

RPOFDGGHF(##)(XX)

Lengths (##):

(62) 62" | (66) 66" | (72) 72"

Colors (XX):

(WH) White | (YE) Yellow



Flex-Tough (FT)

Design with a thicker middle for easier installation into hard soil.

RPOFDGGFT(##)(XX)

Lengths (##):

(62) 62" | (66) 66" | (72) 72"

Colors (XX): (BR) Brown | (YE) Yellow

(WH) White | (OR) Orange | (RE) Red
(GR) Green | (BL) Blue



Boundary Survey (BS)

Economical survey marker is designed for marking trails and boundaries.

RPOFDGGBS(##)(XX)

Lengths (##):

(66) 66" | (72) 72"

Colors (XX): (OR) Orange



Sign Post (SP)

Strongest marker to withstand increased wind loads from holding larger signs.

RPOFDGGSP(##)(XX)

Lengths (##): (66) 66" | (72) 72" | (78) 78"

Colors (XX):

(BR) Brown | (WH) White



Tri-Flex (TF)

Use as a roadway delineator or as a marker for buried utilities.

RPOFDGGTF(##)(XX)

Lengths (##): (62) 62" | (66) 66" | (72) 72"

Colors (XX): (BR) Brown | (YE) Yellow

(WH) White | (OR) Orange | (RE) Red
(GR) Green | (BL) Blue

Optional Anchors



Fiberglass Anchor

RPOFDGGZAGAI - For stability in soft or sandy conditions. Includes (1) one pre-installed fiberglass anchor.

Fiberglass Anchor Kit

RPOFDGGZAGAK - Includes (10) ten anchors plus rivets for installation onto flexible markers.

Rivet Gun

RHRBALMGUN - For installation of anchors to flexible markers with kit rivets.

U-Channel Post Anchor

RPOFDGGZAUPOST - For easier installation in hard soil conditions. Includes (1) one 18" U-Channel anchor. Includes hardware.

PAVEMENT MARKINGS

Boundary Marker

Use Boundary Survey, Flex-Tough or Tri-Flex Markers for marking property. Over 90 legends available.

Boundary Decals

RPOFDGGZD(R/V)(XX)

(R) Engineer Grade Prismatic


(V) Non-Reflective Vinyl

Legends (XX):

(WPSM) Witness Post Survey Marker


(PB) Property Boundary

(ROW) Right of Way



Recreation Decals Standard & Customized Decals Available

Available for agencies such as National Park Service, Bureau of Land Management, Corps of Engineers, Department of the Interior, Fish and Wildlife Service, NOAA, Bureau of Indian Affairs, and National Forest Service. *Call for details.*



911 Marker

Flex-Tough, Dual-Flex and Tri-Flex Markers are ideal as an emergency 911 marker.

4" Reflective Die Cut Series B Letters & Numbers

DC(H)WHP504B

(H) High Intensity Prismatic. Other sizes and options available.



Reflective Decals

Add on White or Yellow Reflective Sheeting Decals in 4 standard sizes and 3 sheeting types.

RPOFDGGZRS(R)(X)(###)

Colors (X):

(W) White | (Y) Yellow

Sizes (###):

(0303) 3" x 3" | (0306) 3" x 6"

(0309) 3" x 9" | (0312) 3" x 12"

Reflective Sheeting (R):

(E) Engineer Grade Prismatic

(H) High Intensity Prismatic

(D) VIP Diamond Grade

Fiberglass Snow Pole Markers

Composite fiberglass snow poles improve roadway demarcation for motorists and snow removal crews.

RDSNOWGR(XXX)(##)

Thickness (XXX): (316) 3/16" | (38) 3/8"

Lengths (##): (72) 72" | (84) 84" | (96) 96"



Snow Pole Decals

RDSNOWGZDV(XX)

(WL) Water Line
(SM) Survey Marker
(TC) Telephone Cable
(WM) Water Meter
(SFM) Sewage Force Main
(GS) Gas Service
(B) Boundary
(CU) Custom Decal

Installation & Removal Tools Also Available. Call for Details.



Fire Hydrant Marker

Use Flex-Tough, Dual-Flex and Hiway-Flex Markers as a Fire Hydrant Marker to locate hydrants in low visibility areas.

Fire Hydrant Decal

RPOFDGGZD(R/V)FH

(R) Engineer Grade


(V) Non-Reflective Vinyl



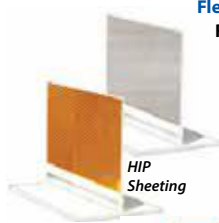
Barrier Mount Delineators




Barrier Marker B-1
RDBMB1(XX)
Colors: (RE) Red
 (WH) White
 (YE) Yellow
Size: 2.1" x 3.9"
 7 sq in of reflectivity




JD Cube Marker
RDBMJD(XX)(XX)
Sides (X):
 (1) Single
 (2) Double
Colors (XX):
 (WH) White
 (YE) Yellow
Size: 3" x 5.5"




Flexible Hinged 9" Marker
RDBMPCBMT9(XX)(X)
Sides (X):
 (1) Single
 (2) Double
Colors (XX):
 (WH) White
 (YE) Yellow
 9 sq in of reflectivity




Flexible Hinged 12" Marker
RDGRDFT(X)(XX)
Choose Color Combo (XX):
 (WH) White | (YE) Yellow
Sides: (1) | (2) Double



Barrier Marker 9
RDBMPCBM09(XX)(X)
Choose Color Combo (XX):
 (WH) White | (YE) Yellow
Sides (X): (1) Single | (2) Double
 9 sq in of reflectivity



Barrier Marker 12
RDBMPCBM12(XX)(X)
Choose Color Combo (XX):
 (WH) White | (YE) Yellow
Sides (X): (1) Single | (2) Double
 12 sq in of reflectivity




Barrier Marker - 15
RDBMPCBM15(XX)(X)
Choose Color Combo (XX):
 (WH) White | (YE) Yellow
Sides (X): (1) Single | (2) Double
 15 sq in of reflectivity



Barrier Marker - L16
RDBMPCBML16(XX)(X)
Choose Color Combo (XX):
 (WH) White | (YE) Yellow
Sides (X):
 (1) Single | (2) Double
 16 sq in of reflectivity



Little Dog
RDBMLITTLEDOG(X)
Sides (X):
 (1) Single | (2) Double
 72 sq in of reflectivity



Big Dog
RDBMBIGDOG(X)
Sides (X):
 (1) Single | (2) Double
 96 sq in of reflectivity

- ◆ Barrier delineators provide effective guidance at night, in low light and adverse weather conditions.
- ◆ All barrier wall delineators shown are designed to meet or exceed MUTCD specifications.
- ◆ Yellow and White delineators shall be the same color as the roadway edge lines. Red delineators are for wrong way warning. Orange delineators are for construction work zones.
- ◆ Please specify single or double faced and sheeting color/type when placing order.



Center Mount Delineators

3.25" Plastic Back with Center Mounting Hole



RD1314BW White RD1314BR Red RD1314BY Yellow



BA080HYE0505D BA080HWH0505D

Aluminum with HIP reflective



BA080HYE0404D BA080HWH0404D BA080HYE0408D BA080HWH0408D

Guardrail Mount Delineators

W-Beam/Butterfly Style Reflectors - Mounts inside guardrail channel.

Choose (1) Single or (2) Double Faced and (WH) White or (YE) Yellow Reflective combinations.
 721 - Glue On
 717 Bolt On



3.25" Round Steel
RDGRD18(X)(XX)



3.25" Round Poly
RDGRDAGR(X)(XX)



Butterfly Steel
RDGRD567(X)(XX)



Butterfly Poly
RDGRD(717/721)(X)(XX)



Straight Guardrail Reflector Post Mount - RDGRP(OPTIONS)

- ◆ Mounts to wood or steel guardrail posts.
- ◆ Body Color: (W) White
- ◆ 2 Sizes available: 4" x 15" and 3" x 13"
- ◆ (H) HIP Reflective Sheeting:
- ◆ Choose combination of colors: (WH) White and (YE) Yellow
- ◆ Sides: (1) Single or (2) Double



Guardrail Flex Post Mount - RDGRPF(OPTIONS)

- ◆ Attaches to guardrail posts. Capable of withstanding impacts from wide loads, overhanging maintenance equipment, mowers, etc.
- ◆ Post Colors: Yellow, White, Grey
- ◆ Sizes: 3" x 27" and 4" x 27"
- ◆ Profiles: 3" Dual Curve or 3" or 4" Single Curve
- ◆ (H) HIP Reflective Sheeting:
 - ◆ - Sizes: 3" x 8" and 3" x 12"
 - ◆ - Colors: White, Yellow, or Orange



I-Beam Flex Hinge - RDGRD(OPTIONS)
 Fits over steel I-beam guardrail posts.

- ◆ **Hinges:** (IFLEX12) 3" I-Beam -or- (FR) Flex-Rail in (3) 3" or (4) 4"
- ◆ HIP Reflective Sheeting
- ◆ Choose combination of **Colors:** (WH) White | (YE) Yellow
- ◆ **Sides:** (1) Single or (2) Double



S-Flex Hinge - RDGRDSFLEX(OPTIONS)
 Mounts to wood or steel guardrail posts.

- ◆ Reflective Size: 4" x 8.745"
- ◆ HIP Reflective Sheeting
- ◆ Choose combination of **Colors:** (WH) White | (YE) Yellow
- ◆ **Sides:** (1) Single or (2) Double



Choose from one of the 3 most popular Tubular Markers

- ◆ **RPOFDSNTM236WH2W**
White Body/White Sheeting
- ◆ **RPOFDSNTM236WH2Y**
White Body/Yellow Sheeting
- ◆ **RPOFDSNTM236YE2Y**
Yellow Body/Yellow Sheeting



Standard Features:

Surface Mount Base w/One Pin System, 2.25" OD tube, 36" tall Marker and 2 HIP reflective bands.

Option: use one of our Easy Order Checklists found below to customize your order.



Tubular Markers and Tube Delineators are highly visible day or night, remain flexible at extreme temperatures, and return upright after impact. Approved by most state DOT's.



Ground Mount Tube Delineator



Surface Mount Tube Delineator



Ground Mount Tubular Marker



Surface Mount Tubular Marker

Easy Order Checklist - Standard Options

Follow the steps below to build your own standard tubular marker or tube delineator to suit your specific needs.

STEP 1 Choose a Mounting Style

- Ground Mount Base** - 2-Part System: 1. Drivable Ground Anchor and 2. Replaceable Flex Delineator
- Surface Mount Base** - One Pin System: Simple installation base is included with replaceable tube for low maintenance cost.

STEP 2 Choose a Tube Style

- Tubular Marker** - 2.25" OD tube for use as a channelizing device. Comes with 2 HIP reflective stripes.
- Tubular Marker** - 3" OD tube for use as a channelizing device. Comes with 2 HIP reflective stripes. (available in 36" height only)
- Tube Delineator** - 2.25" OD tube for use as a delineator. Comes with 3" x 8" HIP reflective decals.
- Tube Delineator** - 3" OD tube for use as a delineator. Comes with 3" x 10" HIP reflective decals. (36" height only)

STEP 3 Choose a Height

Height: 28" 36" 42" 48"

STEP 4 Choose a Tube Color

Body Color: White Yellow Orange

STEP 5 Choose HIP Reflective Color

Tube Delineators

Side 1: White Yellow Orange

Side 2: NONE White Yellow Orange

Tubular Markers

2 Bands: White Yellow

Orange

In accordance with MUTCD Tubular Markers versus Tube Delineators

Delineator: a retroreflective device mounted on the roadway surface or at the side of the roadway in a series to indicate the alignment of the roadway, especially at night or in adverse weather.

Tubular Markers may be effectively used for emphasis of pavement marking patterns including • opposing lane dividers of traffic • dividing traffic when two or more lanes are kept open in the same direction • channelizing traffic in exit only applications • urban turn restrictions • indicating changes of alignment in the roadway • delineating edge of pavement drop off where space limitations do not allow the use of larger systems.

- ◆ Shall be made of a material that can be struck without causing vehicle damage.
- ◆ Day and low speed roadways (40 MPH or less). Requirements: 18" minimum height with at least (1) one 3" retro-reflective stripe.
- ◆ Night and high speed roadways (45 MPH or higher) Requirements: 28" minimum height with (2) two retro-reflective stripes that are between 2" - 3" wide.
- ◆ Channelizer Stripes shall begin 2" from the top and have 2" - 6" between stripes
- ◆ Marker Tube Diameter shall be a minimum of 2" with 2" - 3" outside diameters being the most common.
- ◆ Tubular Markers shall have permanently affixed bases or have weighted portable bases.
- ◆ Lane separators shall be crashworthy.
- ◆ In TTC work zones, Tubular Markers should only be used where space restrictions do not allow more visible devices.

Helpful Hint:


- ◆ White Reflective Sheeting separates same direction traffic flow or supplements right edge white lines.
- ◆ Yellow Reflective Sheeting separates opposite direction traffic flow or supplements left edge yellow lines.

Tubular Markers & Tube Delineators



Patented reactive spring system allows markers to withstand multiple impacts. The premium level of durability translates into an extended life cycle, decreased product maintenance costs, and reduced labor/personnel service demands.


IMPACT recovery SYSTEMS™



Tube Delineators

Tubular Markers

PART 2: Easy Order Checklist - Mounting Bases



Bases & Accessories for Quick Release Mounting Style

- Quick Release Base** - Surface Mount
Body Color: Black Yellow White
- Recessed Base** - High Profile for Asphalt
- Recessed Base** - Low Profile for Concrete
- Portable One Base** - 100% Recycled Rubber
- Anchor Kit** includes 4 lag screws (installs 1 base)
See Marker Adhesives on page 93 for alternate anchor systems.
- Quick Release Replacement Pin**
- Quick Release Lane Separator** - 40" long
Curb Style: Tuff Curb Tuff Curb XLP
Body Color: White Yellow
Reflectors: 2-Way Red/White 1 Way White
 2-Way White/White 2-Way Yellow/Yellow
- Lane Separator Tuff Curb End Cap** - 18" long
Body Color: White Yellow

Bases & Accessories for Fixed Mounting Style

- Fixed Base** - Surface Mount **Body Color:** Black Yellow White
- Anchor Kit** includes 4 lag screws (installs 1 base)
See Marker Adhesives on page 93 for alternate anchor systems.
- Fixed Lane Separator** - 40" long
Curb Style: Tuff Curb Tuff Curb XLP
Body Color: White Yellow
Reflectors: 2-Way Red/White 1 Way White
 2-Way White/White 2-Way Yellow/Yellow
- Lane Separator Tuff Curb End Cap** - 18" long
Body Color: Yellow White

Bases for Drivable Mounting Style

- Drivable Base** - Ground Mount

PART 1: Easy Order Checklist - Premium Tops

Follow the steps below to **build your own multi-purpose premium tubular marker or tube delineator** to suit your specific needs.

STEP 1 Choose a Tube Style

- Tubular Marker** - 2.375" OD tube for use as a channelizing device. Short squeezed top keeps out weather and debris. Comes with 2 bands of HIP reflective stripes.
- Tube Delineator** - 2.375" OD tube is flattened into a long squeezed top for use as a delineator. Comes with 1 or 2, 3" x 12" HIP reflective decals.

NOTE: The 2.375" Multi-Purpose Post is most commonly used with 3" and 4" Tuff Post also available.

STEP 2 Choose a Height

Height: 36" 48"

STEP 3 Choose a Tube Color

Body Color: White Yellow Orange

STEP 4 Choose a HIP Reflective Color

Tube Delineators

Side 1: White Yellow Orange

Side 2: NONE White Yellow Orange

Tubular Markers

2 Bands: White Yellow

Orange

STEP 5 Choose a Mounting Style

Mounting Style: Fixed Quick Release Drivable



Features Impact Recovery System's exclusive patented, anti-twist reactive spring system.

PAVEMENT MARKINGS



Roadway Safety Catalog

